

RECEIVED: September 11, 2012

REVISED: November 2, 2012

ACCEPTED: November 4, 2012

PUBLISHED: December 19, 2012

Measurement of the top-quark mass in $t\bar{t}$ events with lepton+jets final states in pp collisions at $\sqrt{s} = 7$ TeV



The CMS collaboration

E-mail: cms-publication-committee-chair@cern.ch

ABSTRACT: The mass of the top quark is measured using a sample of $t\bar{t}$ candidate events with one electron or muon and at least four jets in the final state, collected by CMS in pp collisions at $\sqrt{s} = 7$ TeV at the LHC. A total of 5174 candidate events is selected from data corresponding to an integrated luminosity of 5.0 fb^{-1} . For each event the mass is reconstructed from a kinematic fit of the decay products to a $t\bar{t}$ hypothesis. The top-quark mass is determined simultaneously with the jet energy scale (JES), constrained by the known mass of the W boson in $q\bar{q}$ decays, to be 173.49 ± 0.43 (stat.+JES) ± 0.98 (syst.) GeV.

KEYWORDS: Hadron-Hadron Scattering

ARXIV EPRINT: [1209.2319](https://arxiv.org/abs/1209.2319)

Contents

1	Introduction	1
2	The CMS detector	2
3	Data sample and event selection	2
4	Kinematic fit	3
5	Ideogram method	4
6	Calibration of the ideogram method	6
7	Systematic uncertainties	9
8	Measurement of the mass of the top quark	12
9	Summary	14
	The CMS collaboration	18

1 Introduction

The top-quark mass (m_t) is an essential parameter of the standard model. Its measurement also provides an important benchmark for the performance and calibration of the Compact Muon Solenoid (CMS) detector [1]. The top-quark mass has been determined with a high precision at the Fermilab Tevatron to be $m_t = 173.18 \pm 0.94$ GeV from $t\bar{t}$ events in $p\bar{p}$ collisions [2]. Measurements have been performed in different top-quark decay channels and using different methods, with the most precise single measurement of $m_t = 172.85 \pm 1.11$ GeV being from the CDF Collaboration in the lepton+jets channel using a template method [3]. At the CERN Large Hadron Collider (LHC), the CMS Collaboration has measured the top-quark mass in the dilepton channel [4, 5], where the latest measurement with an integrated luminosity of 5.0 fb^{-1} yields $m_t = 172.5 \pm 1.5$ GeV [5]. The ATLAS Collaboration has published a measurement in the lepton+jets channel with an integrated luminosity of 1.04 fb^{-1} , also using a template method, that gives $m_t = 174.5 \pm 2.4$ GeV [6].

In the analysis presented here, we select events containing top-quark pairs where each top quark decays weakly via $t \rightarrow bW$, with one W boson decaying into a charged lepton and its neutrino, and the other into a quark-antiquark ($q\bar{q}$) pair. Hence, the final state consists of a lepton, four jets, and an undetected neutrino. The analysis employs a kinematic fit of the decay products to a $t\bar{t}$ hypothesis and two-dimensional (2D) likelihood functions for each event to estimate simultaneously both the top-quark mass and the jet energy scale

(JES). The invariant mass of the two jets associated with the $W \rightarrow q\bar{q}$ decay serves as an additional observable in the likelihood functions to estimate the JES directly exploiting the precise knowledge of the W-boson mass from previous measurements [7].

2 The CMS detector

The central feature of the CMS apparatus is a superconducting solenoid, of 6 m internal diameter, providing a field of 3.8 T. Within the field volume are a silicon pixel and strip tracker, a crystal electromagnetic calorimeter (ECAL) and a brass/scintillator hadron calorimeter (HCAL). Muons are measured in gas-ionization detectors embedded in the steel return yoke.

CMS uses a right-handed coordinate system, with the origin at the nominal interaction point, the x axis pointing to the center of the LHC ring, the y axis pointing up (perpendicular to the plane of the LHC ring), and the z axis along the counterclockwise-beam direction. The polar angle, θ , is measured from the positive z axis and the azimuthal angle, ϕ , is measured in the x - y plane.

The CMS tracker consists of silicon pixel and silicon strip detector modules, covering the pseudorapidity range $|\eta| < 2.5$, where $\eta = -\ln[\tan(\theta/2)]$. The ECAL uses lead-tungstate crystals as scintillating material and provides coverage for pseudorapidity $|\eta| < 1.5$ in the central barrel region and $1.5 < |\eta| < 3.0$ in the forward endcap regions. Preshower detectors are installed in front of the endcaps to identify π^0 mesons. The HCAL consists of a set of sampling calorimeters, that utilize alternating layers of brass as absorber and plastic scintillator as active material. In addition to the barrel and endcap detectors, CMS has extensive forward calorimetry that extends the coverage to $|\eta| < 5$. The muon system includes barrel drift tubes covering the pseudorapidity range $|\eta| < 1.2$, endcap cathode strip chambers ($0.9 < |\eta| < 2.5$), and resistive plate chambers ($|\eta| < 1.6$). A two-tier trigger system selects the most interesting pp collision events for use in physics analyses. A more detailed description of the CMS detector can be found in ref. [1].

3 Data sample and event selection

The full 2011 data sample has been analyzed, corresponding to an integrated luminosity of $5.0 \pm 0.1 \text{ fb}^{-1}$ at $\sqrt{s} = 7 \text{ TeV}$. Events are required to pass a single-muon trigger or an electron+jets trigger. The minimum trigger threshold on the transverse momentum (p_T) of an isolated muon ranges from 17 GeV to 24 GeV, depending on the instantaneous pp luminosity. The electron+jets trigger requires one isolated electron with $p_T > 25 \text{ GeV}$ and at least three jets with $p_T > 30 \text{ GeV}$.

We use simulated events to develop and evaluate the analysis method. The $t\bar{t}$ signal and W/Z+jets background events have been generated with the MADGRAPH 5.1.1.0 matrix element generator [8], PYTHIA 6.424 parton showering [9] using the Z2 tune [10], and a full simulation of the CMS detector based on GEANT4 [11]. For the $t\bar{t}$ signal events, nine different top-quark mass values ranging from 161.5 GeV to 184.5 GeV have been assumed. The single-top-quark background has been simulated using POWHEG 301 [12–16], assuming

a top-quark mass of 172.5 GeV. The $t\bar{t}$, W/Z+jets, and single-top-quark samples are normalized to the theoretical predictions described in refs. [17–19]. The simulation includes effects of additional overlapping minimum-bias events (pileup) that match their distribution in data. Furthermore, the jet energy resolution in simulation is scaled to match the resolution observed in data [20].

Events are reconstructed with the particle-flow (PF) algorithm [21] that combines the information from all CMS sub-detectors to identify and reconstruct individual objects produced in the pp collision. The reconstructed particles include muons, electrons, photons, charged hadrons, and neutral hadrons. Charged particles are required to originate from the primary collision vertex, identified as the reconstructed vertex with the largest value of Σp_T^2 for its associated tracks. The list of charged and neutral PF particles is used as input for jet clustering based on the anti- k_T algorithm with a distance parameter of 0.5 [22, 23]. Particles identified as isolated muons and electrons are excluded from the clustering. The momentum of a jet is determined from the vector sum of all particle momenta in the jet. From simulation, the reconstructed jet momentum is found to be typically within 5-10% of the true jet momentum. Jet energy corrections are applied to all the jets in data and simulation [20]. These corrections are defined as a function of the transverse momentum density of an event [24–26], and also depend on the p_T and η of the reconstructed jet. This procedure provides a uniform energy response at the particle level with a low dependency on pileup. An additional residual correction, measured from the momentum imbalance observed in dijet and photon+jet/Z+jet events, is also applied to the jets in data. Finally, the missing transverse momentum is given by the negative vector sum of the transverse momenta of all particles found by the PF algorithm.

Events are selected to have exactly one isolated lepton (ℓ), muon or electron, with $p_T > 30$ GeV and $|\eta| < 2.1$ and at least four jets with $p_T > 30$ GeV and $|\eta| < 2.4$. In addition, jets originating from bottom (b) quarks are tagged with an algorithm that combines reconstructed secondary vertices and track-based lifetime information, the Combined Secondary Vertex Medium (CSVM) b tagger described in ref. [27]. We require at least two b-tagged jets and select 17985 $t\bar{t}$ candidate events in data. The estimated selection efficiency for $t\bar{t}$ signal is 2.3%. From simulation, the event composition is expected to be 90% $t\bar{t}$, 4% single top quark, 3% W+jets, and 3% other processes which include the multi-jet background. Hence, the selection leads to a very clean sample of $t\bar{t}$ events (see also refs. [28, 29]).

4 Kinematic fit

A kinematic fit is employed to check the compatibility of an event with the $t\bar{t}$ hypothesis and thereby improve the resolution of the measured quantities. The fit constrains the event to the hypothesis for the production of two heavy particles of equal mass, each one decaying to a W boson and a b quark. As indicated above, one of the W bosons decays into a lepton-neutrino pair, while the other W boson decays into a quark-antiquark pair. The reconstructed masses of the two W bosons are constrained in the fit to 80.4 GeV [7]. A comprehensive description of the algorithm and constraints on the fit is available in ref. [30].

The inputs to the fitter are the four-momenta of the lepton and the four leading jets, the missing transverse momentum, and their respective resolutions. The two b-tagged jets are candidates for the b quarks in the $t\bar{t}$ hypothesis, while the two untagged jets serve as candidates for the light quarks for one of the W-boson decays. This leads to two possible parton-jet assignments per event. For simulated $t\bar{t}$ events, the parton-jet assignments can be classified as *correct permutations* (cp), *wrong permutations* (wp), and *unmatched permutations* (un), where, in the latter, at least one quark from the $t\bar{t}$ decay is not matched to any of the four selected jets.

To increase the fraction of correct permutations, we require the goodness-of-fit (gof) probability for the kinematic fit with two degrees of freedom $P_{\text{gof}} = P(\chi^2) = \exp(-\frac{1}{2}\chi^2)$ to be at least 0.2. This selects 2906 muon+jets and 2268 electron+jets events for the mass measurement. For each event we use all permutations that fulfill this requirement, and weight the permutations by their P_{gof} values. In simulation, the fraction of correct permutations improves from 13% to 44% and the non- $t\bar{t}$ background is reduced to 4%.

Figures 1 (a) and 1 (b) show, respectively, the distributions in the reconstructed mass $m_{\text{W}}^{\text{reco}}$ of the W boson decaying to a $q\bar{q}$ pair and the mass $m_{\text{t}}^{\text{reco}}$ of the corresponding top quark for all possible permutations before the kinematic fit. The reconstructed W-boson mass $m_{\text{W}}^{\text{reco}}$ and the top-quark mass from the kinematic fit $m_{\text{t}}^{\text{fit}}$, after the P_{gof} selection and weighting, are displayed in figures 1 (c) and 1 (d).

5 Ideogram method

As the jet energy scale was found to be the leading systematic uncertainty in previous measurements of m_{t} in this channel, we chose to determine the JES and the top-quark mass simultaneously in a joint likelihood fit to the selected events. The observable used for measuring m_{t} is the mass $m_{\text{t}}^{\text{fit}}$ found in the kinematic fit. We take the reconstructed W-boson mass $m_{\text{W}}^{\text{reco}}$, before it is constrained by the kinematic fit, as an estimator for measuring *in situ* a residual JES to be applied in addition to the CMS jet energy corrections described in section 3. This is in contrast to a similar measurement from the D0 Collaboration [31], where the kinematic fit is performed for different JES hypotheses.

The ideogram method has been used by the DELPHI Collaboration to measure the W-boson mass at the CERN LEP collider [32], and, at the Fermilab Tevatron collider, by the D0 Collaboration to measure the top-quark mass in the lepton+jets channel [31] and by the CDF Collaboration to measure the top-quark mass in the all-jet channel [33]. The likelihood in the ideogram method is evaluated from analytic expressions obtained and calibrated using simulated events. This makes the ideogram method relatively fast and reliable.

The likelihood used to estimate the top-quark mass and the JES, given the observed data, can be defined as:

$$\begin{aligned} \mathcal{L}(m_{\text{t}}, \text{JES}|\text{sample}) &\propto \mathcal{L}(\text{sample}|m_{\text{t}}, \text{JES}) = \prod_{\text{events}} \mathcal{L}(\text{event}|m_{\text{t}}, \text{JES})^{w_{\text{event}}} \\ &= \prod_{\text{events}} \left(\sum_{i=1}^n c P_{\text{gof}}(i) P(m_{\text{t},i}^{\text{fit}}, m_{\text{W},i}^{\text{reco}}|m_{\text{t}}, \text{JES}) \right)^{w_{\text{event}}}, \end{aligned}$$

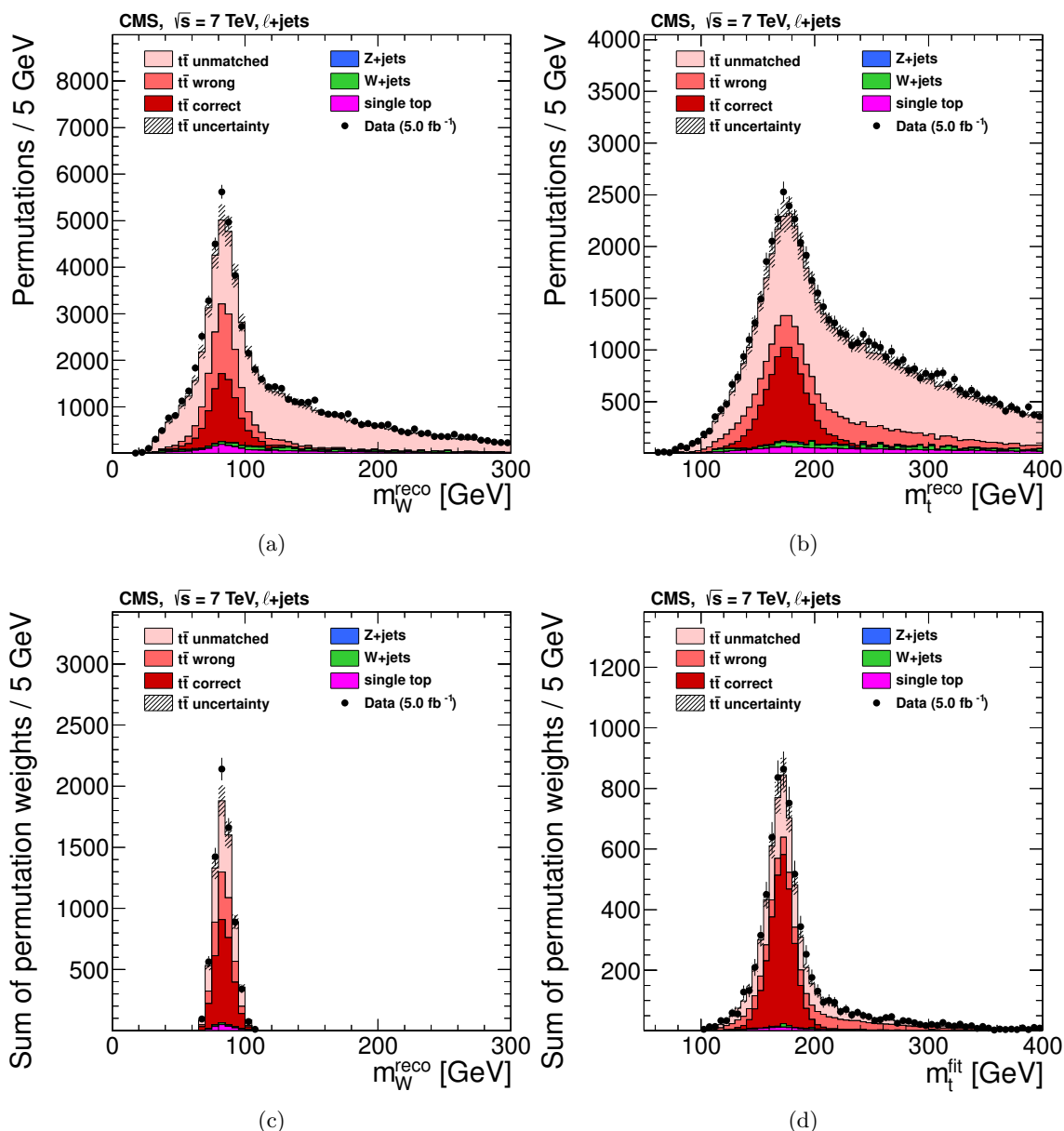


Figure 1: Reconstructed masses of (a) the W bosons decaying to $q\bar{q}$ pairs and (b) the corresponding top quarks, prior to the kinematic fitting to the $t\bar{t}$ hypothesis. (c) and (d) show, respectively, the reconstructed W-boson masses and the fitted top-quark masses after the goodness-of-fit selection and the weighting by P_{gof} . The distributions are normalized to the theoretical predictions described in refs. [17–19]. The uncertainty on the predicted $t\bar{t}$ cross section is indicated by the hatched area. The top-quark mass assumed in the simulation is 172.5 GeV.

where m_t and JES are the parameters to be determined, n denotes the number of permutations in each event, and c is a normalization constant. We note that the contribution

from background is not included in this expression, as the impact of background is found to be negligible after implementing the final selections described in section 4. The ad hoc event weight $w_{\text{event}} = \sum_{i=1}^n c P_{\text{gof}}(i)$ is introduced to reduce the impact of events without correct permutations. The sum of all event weights is normalized by c to the total number of events.

Due to the mass constraint on the W boson in the kinematic fit, the correlation coefficient between m_t^{fit} and m_W^{reco} is only 0.026 for simulated $t\bar{t}$ events. Hence, m_t^{fit} and m_W^{reco} can be treated as uncorrelated and the probability $P(m_{t,i}^{\text{fit}}, m_{W,i}^{\text{reco}} | m_t, \text{JES})$ for the permutation i factorizes into:

$$P(m_{t,i}^{\text{fit}}, m_{W,i}^{\text{reco}} | m_t, \text{JES}) = \sum_j f_j P_j(m_{t,i}^{\text{fit}} | m_t, \text{JES}) \times P_j(m_{W,i}^{\text{reco}} | m_t, \text{JES}),$$

where f_j , with j representing *cp*, *wp* or *un*, is the relative fraction of the three kinds of permutations. The relative fractions f_j and probability density distributions P_j are determined separately for the muon and electron channels from simulated $t\bar{t}$ events generated for the nine different top-quark mass ($m_{t,\text{gen}}$) values and three different JES values (0.96, 1.00, and 1.04). Each of the m_t^{fit} distributions is fitted either with a Breit-Wigner function, convoluted with a Gaussian resolution for correct permutations, or with a Crystal Ball function, for wrong and unmatched permutations, for different $m_{t,\text{gen}}$ and JES values. The corresponding m_W^{reco} distributions are distorted by the P_{gof} requirement and weighting because permutations with reconstructed W-boson masses close to 80.4 GeV are preferred in the kinematic fit. The m_W^{reco} distributions are therefore fitted with asymmetric Gaussian functions. Figure 2 compares the m_t^{fit} and m_W^{reco} distributions for the three different kinds of permutations and three choices of input top-quark mass and JES to the probability density distributions used for the muon channel. A similar behavior for m_t^{fit} and m_W^{reco} is seen for the electron channel. The parameters of all fitted functions are parameterized linearly in terms of the generated top-quark mass, JES, and the product of the two.

We obtain separate likelihoods for the muon and electron channels and examine the product of these likelihoods to combine the channels. The most likely top-quark mass and JES are obtained by minimizing $-2 \ln \mathcal{L}(m_t, \text{JES} | \text{sample})$.

6 Calibration of the ideogram method

As the analysis method contains some simplifications, it has to be checked for possible biases and for the correct estimation of the statistical uncertainty. For each combination of the nine $m_{t,\text{gen}}$ values and the three JES scales, we conduct 10 000 pseudo-experiments, separately for the muon and electron channels, using simulated $t\bar{t}$ events. We extract $m_{t,\text{extr}}$ and JES_{extr} from each pseudo-experiment which corresponds to the same integrated luminosity as the one analyzed in data. This results in 27 calibration points in the (m_t, JES) plane.

The biases are defined as:

$$\begin{aligned} \text{mass bias} &= \langle m_{t,\text{extr}} - m_{t,\text{gen}} \rangle, \\ \text{JES bias} &= \langle \text{JES}_{\text{extr}} - \text{JES} \rangle. \end{aligned}$$

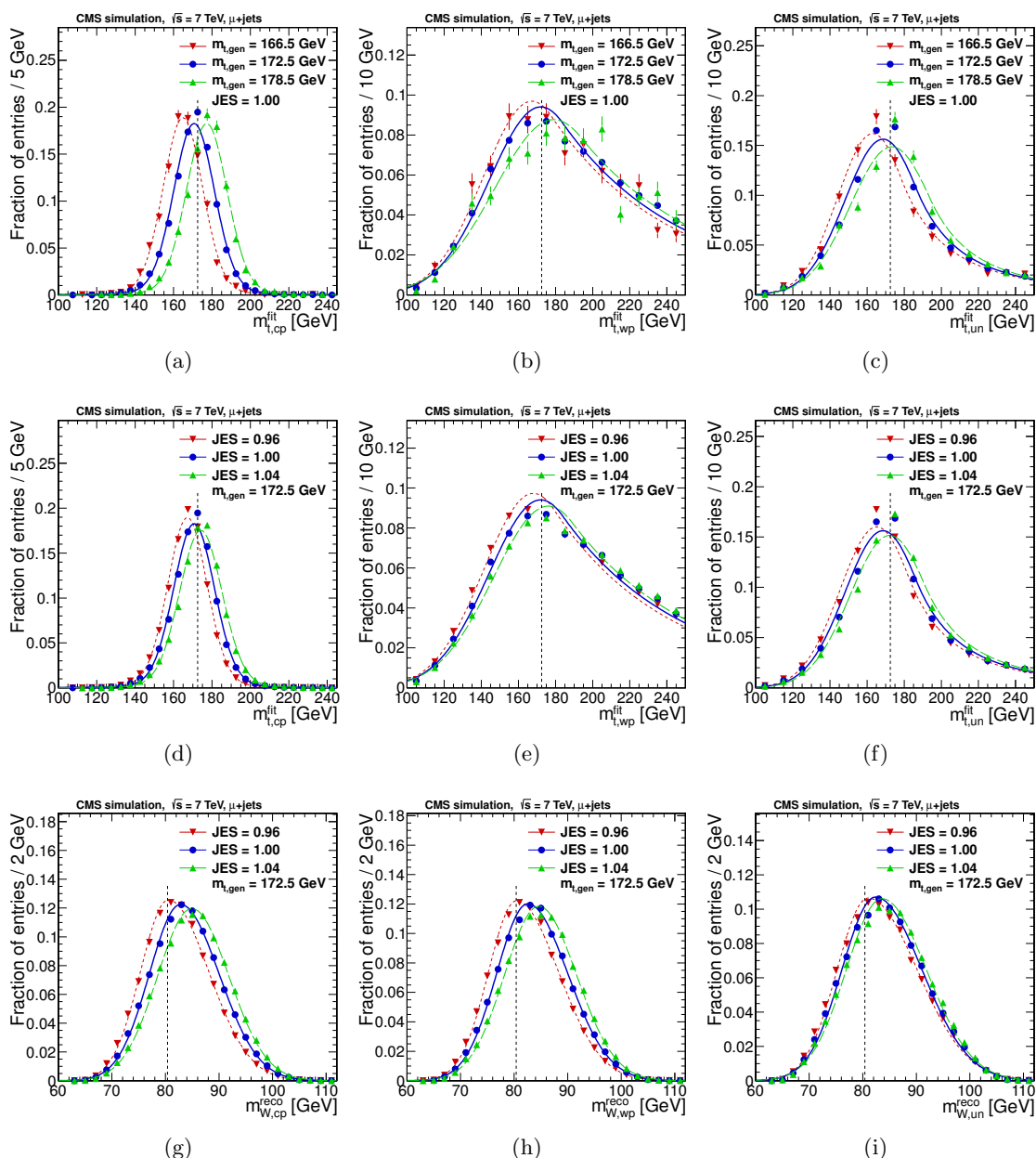


Figure 2: Simulated m_t^{fit} distributions of (a,d) correct, (b,e) wrong, and (c,f) unmatched $t\bar{t}$ permutations, for three generated masses $m_{t,\text{gen}}$ with $\text{JES} = 1$ in (a), (b) and (c), and for three jet energy scales with $m_{t,\text{gen}} = 172.5$ GeV in (d), (e) and (f). The vertical dashed line corresponds to $m_t^{\text{fit}} = 172.5$ GeV. The m_W^{reco} distributions are shown for (g) correct, (h) wrong, and (i) unmatched $t\bar{t}$ permutations for three jet energy scales with $m_{t,\text{gen}} = 172.5$ GeV. The vertical dashed lines in (g), (h) and (i) indicate the accepted value of the W-boson mass of 80.4 GeV. All distributions are shown for the muon+jets channel.

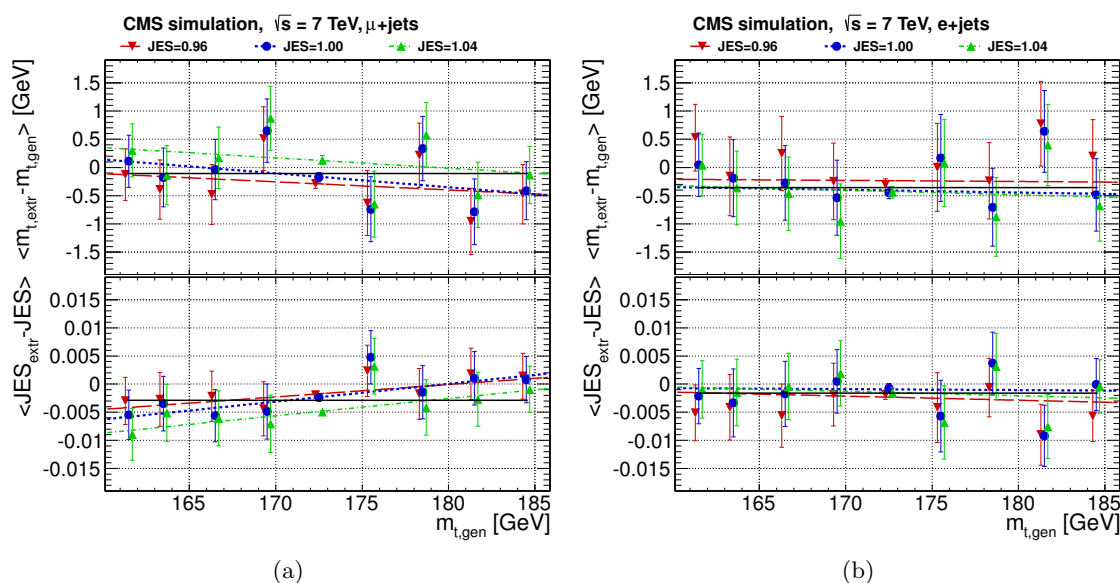


Figure 3: Mean difference between the extracted $m_{t,extr}$ and each generated $m_{t,gen}$ and between JES_{extr} and JES_{gen} for the (a) muon channel and (b) electron channel, before the calibration, as a function of different generated $m_{t,gen}$ and three values of JES. The colored dashed lines correspond to straight line fits, which are used to correct the final likelihoods. The black solid line corresponds to an assumption of a constant calibration for all mass and JES points in each channel.

The biases in mass and in JES are shown in figure 3 as a function of $m_{t,gen}$ for the three values of JES, and are fitted to a linear dependence to each value of JES. A fit of the calibration points to a constant serves as a quality estimator of the overall calibration. Corrections for calibrating the top-quark mass $m_{t,cal}$ and the jet energy scale JES_{cal} are obtained from the fitted linear functions. These final corrections therefore depend linearly on the extracted values of top-quark mass, JES, and the product of the two.

Using pseudo-experiments with the calibrated likelihood, we fit a Gaussian function to the distribution of the pulls defined as:

$$\text{pull} = \frac{m_{t,cal} - m_{t,gen}}{\sigma(m_{t,cal})},$$

where $\sigma(m_{t,cal})$ is the statistical uncertainty on an individual $m_{t,cal}$ for a pseudo-experiment generated at $m_{t,gen}$. As depicted in figure 4, we find a mass pull width of 1.005 for the muon channel and 1.048 for the electron channel. Our method slightly underestimates the statistical uncertainty of the measurement, and we incorporate the required corrections into the evaluation of the final likelihoods.

After applying the single-channel calibration, we again generate pseudo-experiments containing both muon and electron events to check the individual calibrations and the calibration for the combination of the two channels. As shown in figure 5, statistical fluctuations are suppressed in the combination, and no additional corrections are needed.

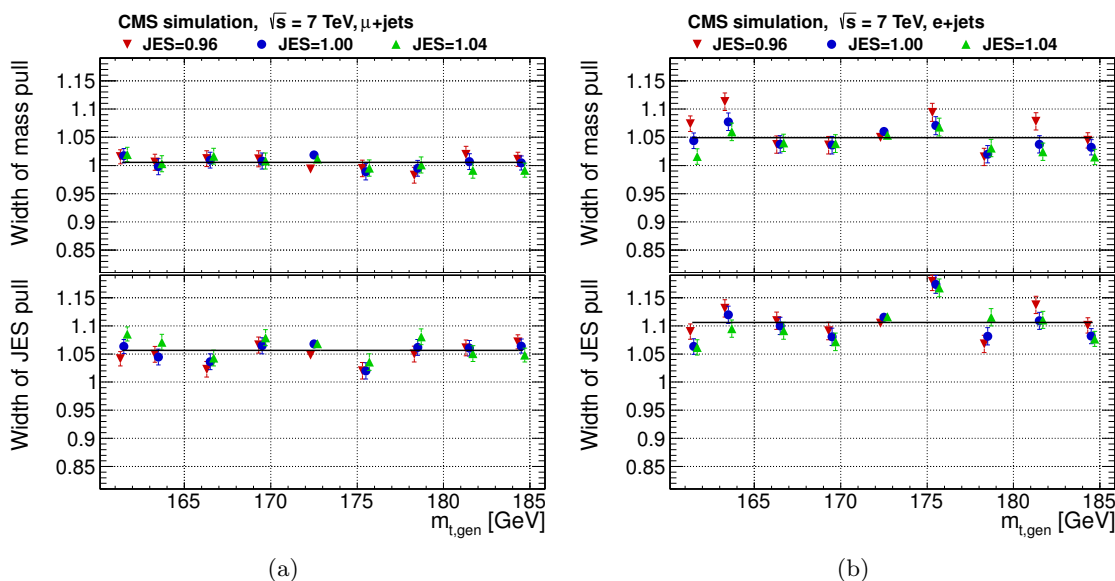


Figure 4: Width of the pull distribution for the calibrated measurement of m_t and JES as a function of different generated $m_{t,gen}$ and three values of JES. The muon channel is shown in (a) and the electron channel in (b). The black solid lines correspond to fits of constants to all calibration points, assuming no dependence on m_t or JES.

7 Systematic uncertainties

The contributions from the different sources of systematic uncertainties are shown in table 1, separately for the muon+jets and electron+jets final states, and for the combined fit to the entire data set. In general, the absolute value of the largest observed shifts in m_t and JES, determined from changing the parameters by ± 1 standard deviations, are assigned as systematic uncertainties on the final measurement. The systematic uncertainties considered as relevant for this measurement, and the methods used to evaluate them are described below.

Fit calibration. We propagate the statistical uncertainty on the calibration to the final measured quantities.

b-JES. The difference in the jet energy responses for jets originating from light (uds) or bottom quarks or gluons studied in simulation indicate that the response to b jets lies between the jet responses to light quarks and gluons [20]. Hence, the uncertainty assumed for the flavor dependence of the JES determination, which covers the transition from a gluon-dominated to a light-quark dominated sample, also covers the difference between light quarks and bottom quarks. Thus, all the momenta of all b jets in simulation are scaled up and down by their individual flavor uncertainties.

p_T - and η -dependent JES. As we measure a constant jet energy scale we have to take into account the influence of the p_T - and η -dependent jet energy uncertainties. This

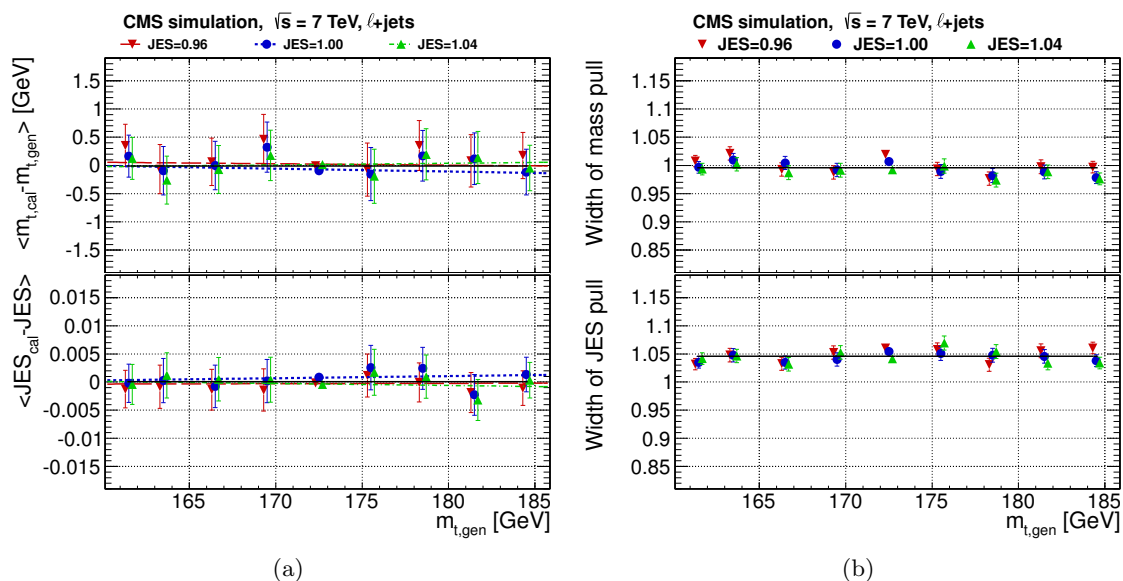


Figure 5: (a) Mean difference between the calibrated and generated values of m_t and JES as a function of different generated $m_{t,gen}$ and three values of JES for combined lepton+jets events; (b) width of the pull distributions for the combined channel after the single-channel calibration. The colored dashed lines correspond to straight line fits, the black solid line corresponds to a constant fit to all calibration points. The error bars in (a) indicate the statistical uncertainty on the mean difference for the uncalibrated likelihood.

is done by scaling the energies of all jets up and down according to their individual uncertainties [20]. We take the largest difference in the measured top-quark mass and JES (compared to the expected average JES shift of 1.6%) as a systematic uncertainty.

Lepton energy scale. We shift the muon and electron energies in simulation up and down according to their respective uncertainties.

Missing transverse momentum. In addition to propagating the jet and lepton energy scale uncertainties, we scale the unclustered energy up and down by 10%.

Jet energy resolution. The jet energy resolution in simulation is degraded by 7 to 20% depending on η to match the resolutions measured in data in ref. [20]. To account for the resolution uncertainty, the jet energy resolution in the simulation is modified by ± 1 standard deviations with respect to the degraded resolution.

b tagging. The nominal requirement on the CSVN tagger is varied in order to reflect the uncertainty of the b-tag efficiency of 3% [27].

Pileup. The effect of the pileup events is evaluated by weighting the simulation to provide as many additional minimum bias events as expected from the inelastic pp cross section. To cover the uncertainties associated with the number of pileup events, the average number of expected pileup events (9.3 for the analyzed data) is changed by $\pm 5\%$.

Non- $t\bar{t}$ background. After final selection, background fractions of 1% W +jets and 3% single-top-quarks events are expected from simulation. We conduct pseudo-experiments with 2% $W + b\bar{b}$ and 6% single top-quarks events and take the difference to the result without background as a systematic uncertainty.

Parton distribution functions. The simulated events are generated using the CTEQ 6.6L parton distribution functions (PDFs) [34]. The uncertainty on this set of PDFs is given in terms of variations of 22 orthogonal parameters that can be used to reweight the events, resulting in 22 pairs of additional PDFs. Half of the difference in top-quark mass and JES of each pair is quoted as a systematic uncertainty.

Renormalization and factorization scales. The dependence of the result on the renormalization and factorization scales used in the $t\bar{t}$ simulation is studied by changing the nominal renormalization and factorization scales simultaneously by factors of 0.5 and 2. This change in the parameters also reflects the uncertainty on the amount of initial- and final-state radiation.

ME-PS matching threshold. In the $t\bar{t}$ simulation, the matching thresholds used for interfacing the matrix elements (ME) generated with MADGRAPH and the PYTHIA parton showering (PS) are changed from the default value of 20 GeV down to 10 GeV and up to 40 GeV.

Underlying event. Non-perturbative QCD effects are taken into account by tuning PYTHIA to measurements of the underlying event [10]. The uncertainties are estimated by comparing two tunes with increased and decreased underlying event activity relative to a central tune (the Perugia 2011 tune compared to the Perugia 2011 mpiHi and Perugia 2011 Tevatron tunes described in ref. [35]).

Color reconnection effects. The uncertainties that arise from ambiguities in modeling color reconnection effects [36] are estimated by comparing in simulation an underlying event tune including color reconnection to a tune without it (the Perugia 2011 and Perugia 2011 noCR tunes described in ref. [35]).

Differences in the systematic uncertainties calculated for the muon+jets and electron+jets final states are consistent with arising from statistical fluctuations due to the limited sizes of the studied samples. The total systematic uncertainty is dominated by effects that cannot be compensated through a simultaneous determination of m_t and JES. Besides the JES for b quarks, the uncertainty in color reconnection dominates. For the sample without color reconnection effects, the mean of the m_W^{reco} distribution shifts relative to the reference sample, leading to an additional uncertainty on m_t for the simultaneous fit.

	μ +jets		e+jets		ℓ +jets	
	$\delta_{m_t}^\mu$ (GeV)	δ_{JES}^μ	$\delta_{m_t}^e$ (GeV)	δ_{JES}^e	$\delta_{m_t}^\ell$ (GeV)	δ_{JES}^ℓ
Fit calibration	0.08	0.001	0.09	0.001	0.06	0.001
b-JES	0.60	0.000	0.62	0.000	0.61	0.000
p_T - and η -dependent JES	0.30	0.001	0.28	0.001	0.28	0.001
Lepton energy scale	0.03	0.000	0.04	0.000	0.02	0.000
Missing transverse momentum	0.05	0.000	0.07	0.000	0.06	0.000
Jet energy resolution	0.22	0.004	0.24	0.004	0.23	0.004
b tagging	0.11	0.001	0.15	0.001	0.12	0.001
Pileup	0.07	0.002	0.08	0.001	0.07	0.001
Non- $t\bar{t}$ background	0.10	0.001	0.16	0.000	0.13	0.001
Parton distribution functions	0.07	0.001	0.07	0.001	0.07	0.001
Renormalization and factorization scales	0.23	0.004	0.41	0.005	0.24	0.004
ME-PS matching threshold	0.17	0.000	0.15	0.001	0.18	0.001
Underlying event	0.26	0.002	0.24	0.001	0.15	0.002
Color reconnection effects	0.66	0.004	0.39	0.003	0.54	0.004
Total	1.06	0.008	1.00	0.007	0.98	0.008

Table 1: List of systematic uncertainties for the muon+jets and electron+jets final states, and for the combined fit to the entire data set.

8 Measurement of the mass of the top quark

Using the selected samples, we measure:

$$\begin{aligned}
 \mu\text{-jets: } m_t &= 173.22 \pm 0.56 \text{ (stat.+JES)} \pm 1.06 \text{ (syst.) GeV,} \\
 \text{JES} &= 0.999 \pm 0.005 \text{ (stat.)} \pm 0.008 \text{ (syst.)}, \\
 e\text{-jets: } m_t &= 173.72 \pm 0.66 \text{ (stat.+JES)} \pm 1.00 \text{ (syst.) GeV,} \\
 \text{JES} &= 0.989 \pm 0.005 \text{ (stat.)} \pm 0.007 \text{ (syst.)}.
 \end{aligned}$$

The combined fit to the 5174 ℓ +jets events in the two channels yields:

$$\begin{aligned}
 m_t &= 173.49 \pm 0.43 \text{ (stat.+JES)} \pm 0.98 \text{ (syst.) GeV,} \\
 \text{JES} &= 0.994 \pm 0.003 \text{ (stat.)} \pm 0.008 \text{ (syst.)}.
 \end{aligned}$$

The overall uncertainty of the presented measurement is 1.07 GeV on the top-quark mass from adding the components in quadrature. The measured JES confirms that obtained from events with Z bosons and photons [20].

Figure 6 (a) shows the 2D likelihood obtained from data. As depicted in figure 6 (b), the uncertainty of the measurement agrees with the expected precision from the pseudo-experiments. As the top-quark mass and the JES are measured simultaneously, the statistical uncertainty on m_t combines the statistical uncertainty arising from both components of the measurement.

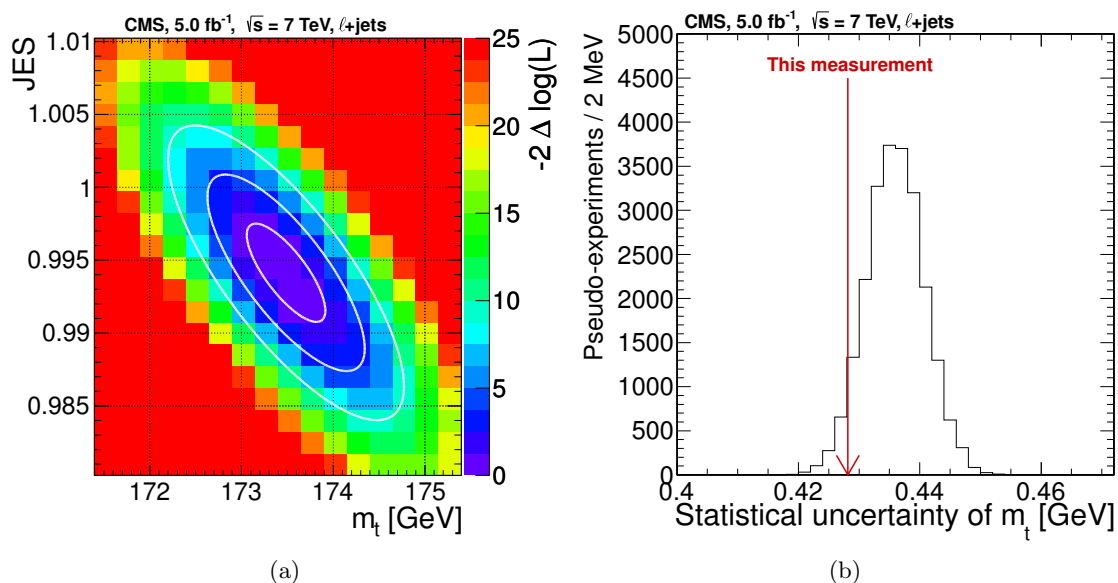


Figure 6: (a) The 2D likelihood ($-2\Delta \log(\mathcal{L})$) measured for the ℓ +jets final state. The ellipses correspond to statistical uncertainties on m_t and JES of one, two, and three standard deviations. (b) The statistical uncertainty distribution obtained from 10 000 pseudo-experiments is compared to the uncertainty of the measurement in data of 0.43 GeV.

We estimate the impact of the simultaneous fit of the jet energy scale by fixing the JES to unity. This yields $m_t = 172.97 \pm 0.27$ (stat.) ± 1.44 (syst.) GeV. The larger systematic uncertainty stems from a JES uncertainty of 1.33 GeV and demonstrates the gain from the simultaneous fit to m_t and JES.

As a cross-check of the event selection and the mass extraction technique, a second analysis is performed. The mass extraction technique used in this analysis is very similar to the CMS measurement of the mass difference between top and antitop quarks [29]. The events are required to pass a lepton+jets trigger and fulfill the same lepton and jet requirements implemented in the main analysis, except for a lower threshold on the muon transverse momentum of $p_T > 20$ GeV. In addition, the requirement on the number of b-tagged jets is lowered to at least one. The same kinematic fit is employed as for the main analysis. All possible permutations of the four jets of largest p_T that have a fit $\chi^2 < 20$, corresponding to a goodness-of-fit probability of $P_{\text{gof}} = 4.5 \times 10^{-5}$, are accepted, yielding 54 899 selected events. This fit to m_t employs just the standard jet energy corrections, equivalent to setting JES=1. New likelihood functions are formed that take account of the contributions from background resulting from less stringent selection criteria. In addition, the permutations are weighted with the probabilities for b tagging [29]. Figure 7 shows the mass m_t^{fit} after the kinematic fit for the permutation with the smallest χ^2 in each event and the likelihood obtained from data. After applying the calibration, we measure a top-quark mass of $m_t = 172.72 \pm 0.18$ (stat.) ± 1.49 (syst.) GeV, which is consistent with the result of the main analysis but has a larger uncertainty as expected.

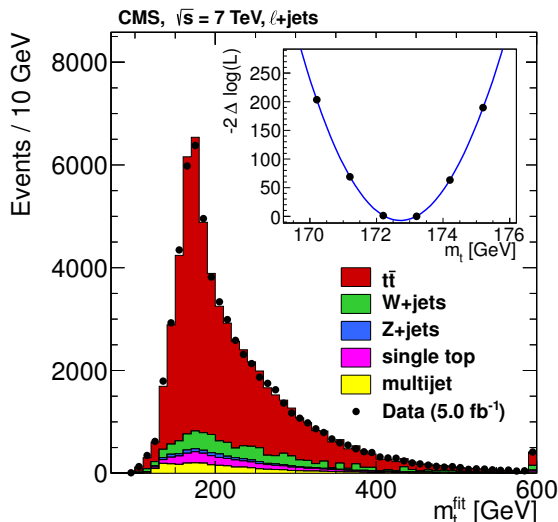


Figure 7: Distribution of the reconstructed top-quark mass after the kinematic fit, for the permutation with the lowest χ^2 , in the cross-check analysis. The distributions are normalized to the number of events observed in data. The top-quark mass assumed in the simulation is 172.5 GeV. The rightmost bin also contains the overflow. The inset shows the cross-check likelihood measured for the ℓ +jets final state.

We use the BLUE method [37] to combine the result presented in this letter with the measurements in the dilepton channel in 2010 [4] and 2011 [5]. Most of the systematic uncertainties listed in table 1 are assumed to be fully correlated among the three input measurements. Exceptions are the uncertainties on pileup, for which we assign full correlation between the 2011 analyses but no correlation with the 2010 analysis, since the pileup conditions and their treatments differ. In addition, the mass calibration, the statistical uncertainty on the *in situ* fit for the JES, and the data-based background normalization in the dilepton analyses are treated as uncorrelated systematic uncertainties. As a cross-check, the correlation coefficients for the correlated sources are varied simultaneously between 1 and 0, and changes smaller than 0.14 GeV are observed in the combined result. The combination of the three measurements yields a mass of $m_t = 173.32 \pm 0.27$ (stat.) ± 1.02 (syst.) GeV. It has a χ^2 of 1.05 for two degrees of freedom, which corresponds to a probability of 59%.

9 Summary

The complete kinematic properties of each event are reconstructed through a constrained fit to a $t\bar{t}$ hypothesis. For each selected event, a likelihood is calculated as a function of assumed values of the top-quark mass and the jet energy scale, taking into account all possible jet assignments. From a data sample corresponding to an integrated luminosity of 5.0 fb^{-1} , 5174 candidate events are selected and the top-quark mass is measured to be $m_t = 173.49 \pm 0.43$ (stat.+JES) ± 0.98 (syst.) GeV. This result is consistent with the Tevatron average [2], and constitutes the most precise single measurement to date of the mass of the top quark.

Acknowledgments

We congratulate our colleagues in the CERN accelerator departments for the excellent performance of the LHC machine. We thank the technical and administrative staff at CERN and other CMS institutes, and acknowledge support from BMWF and FWF (Austria); FNRS and FWO (Belgium); CNPq, CAPES, FAPERJ, and FAPESP (Brazil); MES (Bulgaria); CERN; CAS, MoST, and NSFC (China); COLCIENCIAS (Colombia); MSES (Croatia); RPF (Cyprus); MoER, SF0690030s09 and ERDF (Estonia); Academy of Finland, MEC, and HIP (Finland); CEA and CNRS/IN2P3 (France); BMBF, DFG, and HGF (Germany); GSRT (Greece); OTKA and NKTH (Hungary); DAE and DST (India); IPM (Iran); SFI (Ireland); INFN (Italy); NRF and WCU (Korea); LAS (Lithuania); CINVESTAV, CONACYT, SEP, and UASLP-FAI (Mexico); MSI (New Zealand); PAEC (Pakistan); MSHE and NSC (Poland); FCT (Portugal); JINR (Armenia, Belarus, Georgia, Ukraine, Uzbekistan); MON, RosAtom, RAS and RFBR (Russia); MSTD (Serbia); SEIDI and CPAN (Spain); Swiss Funding Agencies (Switzerland); NSC (Taipei); ThEP, IPST and NECTEC (Thailand); TUBITAK and TAEK (Turkey); NASU (Ukraine); STFC (United Kingdom); DOE and NSF (U.S.A.).

Open Access. This article is distributed under the terms of the Creative Commons Attribution License which permits any use, distribution and reproduction in any medium, provided the original author(s) and source are credited.

References

- [1] CMS collaboration, *The CMS experiment at the CERN LHC*, *JINST* **3** (2008) S08004 [[INSPIRE](#)].
- [2] CDF and D0 collaborations, *Combination of the top-quark mass measurements from the Tevatron collider*, *Phys. Rev. D* **86** (2012) 092003 [[arXiv:1207.1069](#)] [[INSPIRE](#)].
- [3] CDF collaboration, T. Aaltonen et al., *Precision top-quark mass measurements at CDF*, *Phys. Rev. Lett.* **109** (2012) 152003 [[arXiv:1207.6758](#)] [[INSPIRE](#)].
- [4] CMS collaboration, *Measurement of the $t\bar{t}$ production cross section and the top quark mass in the dilepton channel in pp collisions at $\sqrt{s} = 7$ TeV*, *JHEP* **07** (2011) 049 [[arXiv:1105.5661](#)] [[INSPIRE](#)].
- [5] CMS collaboration, *Measurement of the top-quark mass in $t\bar{t}$ events with dilepton final states in pp collisions at $\sqrt{s} = 7$ TeV*, *Eur. Phys. J. C* **72** (2012) 2202 [[arXiv:1209.2393](#)] [[INSPIRE](#)].
- [6] ATLAS collaboration, *Measurement of the top quark mass with the template method in the $t\bar{t} \rightarrow \text{lepton} + \text{jets}$ channel using ATLAS data*, *Eur. Phys. J. C* **72** (2012) 2046 [[arXiv:1203.5755](#)] [[INSPIRE](#)].
- [7] PARTICLE DATA GROUP collaboration, J. Beringer et al., *Review of particle physics (RPP)*, *Phys. Rev. D* **86** (2012) 010001 [[INSPIRE](#)].
- [8] J. Alwall, M. Herquet, F. Maltoni, O. Mattelaer and T. Stelzer, *MadGraph 5 : going beyond*, *JHEP* **06** (2011) 128 [[arXiv:1106.0522](#)] [[INSPIRE](#)].

- [9] T. Sjöstrand, S. Mrenna and P.Z. Skands, *PYTHIA 6.4 physics and manual*, *JHEP* **05** (2006) 026 [[hep-ph/0603175](#)] [[INSPIRE](#)].
- [10] CMS collaboration, *Measurement of the underlying event activity at the LHC with $\sqrt{s} = 7$ TeV and comparison with $\sqrt{s} = 0.9$ TeV*, *JHEP* **09** (2011) 109 [[arXiv:1107.0330](#)] [[INSPIRE](#)].
- [11] GEANT4 collaboration, S. Agostinelli et al., *GEANT4 — a simulation toolkit*, *Nucl. Instrum. Meth. A* **506** (2003) 250 [[INSPIRE](#)].
- [12] S. Alioli, P. Nason, C. Oleari and E. Re, *NLO single-top production matched with shower in POWHEG: s- and t-channel contributions*, *JHEP* **09** (2009) 111 [Erratum *ibid.* **1002** (2010) 011] [[arXiv:0907.4076](#)] [[INSPIRE](#)].
- [13] E. Re, *Single-top wt-channel production matched with parton showers using the POWHEG method*, *Eur. Phys. J. C* **71** (2011) 1547 [[arXiv:1009.2450](#)] [[INSPIRE](#)].
- [14] P. Nason, *A new method for combining NLO QCD with shower Monte Carlo algorithms*, *JHEP* **11** (2004) 040 [[hep-ph/0409146](#)] [[INSPIRE](#)].
- [15] S. Frixione, P. Nason and C. Oleari, *Matching NLO QCD computations with parton shower simulations: the POWHEG method*, *JHEP* **11** (2007) 070 [[arXiv:0709.2092](#)] [[INSPIRE](#)].
- [16] S. Alioli, P. Nason, C. Oleari and E. Re, *A general framework for implementing NLO calculations in shower Monte Carlo programs: the POWHEG BOX*, *JHEP* **06** (2010) 043 [[arXiv:1002.2581](#)] [[INSPIRE](#)].
- [17] N. Kidonakis, *Next-to-next-to-leading soft-gluon corrections for the top quark cross section and transverse momentum distribution*, *Phys. Rev. D* **82** (2010) 114030 [[arXiv:1009.4935](#)] [[INSPIRE](#)].
- [18] K. Melnikov and F. Petriello, *Electroweak gauge boson production at hadron colliders through $o(\alpha_s^2)$* , *Phys. Rev. D* **74** (2006) 114017 [[hep-ph/0609070](#)] [[INSPIRE](#)].
- [19] J.M. Campbell and R. Ellis, *MCFM for the Tevatron and the LHC*, *Nucl. Phys. Proc. Suppl.* **205-206** (2010) 10 [[arXiv:1007.3492](#)] [[INSPIRE](#)].
- [20] CMS collaboration, *Determination of jet energy calibration and transverse momentum resolution in CMS*, *JINST* **6** (2011) P11002 [[arXiv:1107.4277](#)] [[INSPIRE](#)].
- [21] CMS collaboration, *Commissioning of the particle-flow reconstruction in minimum-bias and jet events from pp collisions at 7 TeV*, *PAS-PFT-10-002* (2010).
- [22] M. Cacciari and G.P. Salam, *Dispelling the N^3 myth for the k_t jet-finder*, *Phys. Lett. B* **641** (2006) 57 [[hep-ph/0512210](#)] [[INSPIRE](#)].
- [23] M. Cacciari, G.P. Salam and G. Soyez, *The anti- k_t jet clustering algorithm*, *JHEP* **04** (2008) 063 [[arXiv:0802.1189](#)] [[INSPIRE](#)].
- [24] M. Cacciari and G.P. Salam, *Pileup subtraction using jet areas*, *Phys. Lett. B* **659** (2008) 119 [[arXiv:0707.1378](#)] [[INSPIRE](#)].
- [25] M. Cacciari, G.P. Salam and G. Soyez, *The catchment area of jets*, *JHEP* **04** (2008) 005 [[arXiv:0802.1188](#)] [[INSPIRE](#)].
- [26] M. Cacciari, G.P. Salam and G. Soyez, *FastJet user manual*, *Eur. Phys. J. C* **72** (2012) 1896 [[arXiv:1111.6097](#)] [[INSPIRE](#)].
- [27] CMS collaboration, *b-jet identification in the CMS experiment*, *PAS-BTV-11-004* (2011).

- [28] CMS collaboration, *Measurement of the $t\bar{t}$ production cross section in pp collisions at 7 TeV in lepton + jets events using b-quark jet identification*, *Phys. Rev. D* **84** (2011) 092004 [[arXiv:1108.3773](#)] [[INSPIRE](#)].
- [29] CMS collaboration, *Measurement of the mass difference between top and antitop quarks*, *JHEP* **06** (2012) 109 [[arXiv:1204.2807](#)] [[INSPIRE](#)].
- [30] D0 collaboration, B. Abbott et al., *Direct measurement of the top quark mass at D0*, *Phys. Rev. D* **58** (1998) 052001 [[hep-ex/9801025](#)] [[INSPIRE](#)].
- [31] D0 collaboration, V. Abazov et al., *Measurement of the top quark mass in the lepton + jets channel using the ideogram method*, *Phys. Rev. D* **75** (2007) 092001 [[hep-ex/0702018](#)] [[INSPIRE](#)].
- [32] DELPHI collaboration, J. Abdallah et al., *Measurement of the mass and width of the W boson in e^+e^- collisions at $\sqrt{s} = 161\text{ GeV} - 209\text{ GeV}$* , *Eur. Phys. J. C* **55** (2008) 1 [[arXiv:0803.2534](#)] [[INSPIRE](#)].
- [33] CDF collaboration, T. Aaltonen et al., *Measurement of the top-quark mass in all-hadronic decays in $p\bar{p}$ collisions at CDF II*, *Phys. Rev. Lett.* **98** (2007) 142001 [[hep-ex/0612026](#)] [[INSPIRE](#)].
- [34] P.M. Nadolsky, H.-L. Lai, Q.-H. Cao, J. Huston, J. Pumplin, et al., *Implications of CTEQ global analysis for collider observables*, *Phys. Rev. D* **78** (2008) 013004 [[arXiv:0802.0007](#)] [[INSPIRE](#)].
- [35] P.Z. Skands, *Tuning Monte Carlo generators: the Perugia tunes*, *Phys. Rev. D* **82** (2010) 074018 [[arXiv:1005.3457](#)] [[INSPIRE](#)].
- [36] P.Z. Skands and D. Wicke, *Non-perturbative QCD effects and the top mass at the Tevatron*, *Eur. Phys. J. C* **52** (2007) 133 [[hep-ph/0703081](#)] [[INSPIRE](#)].
- [37] L. Lyons, D. Gibaut and P. Clifford, *How to combine correlated estimates of a single physical quantity*, *Nucl. Instrum. Meth. A* **270** (1988) 110 [[INSPIRE](#)].

The CMS collaboration**Yerevan Physics Institute, Yerevan, Armenia**

S. Chatrchyan, V. Khachatryan, A.M. Sirunyan, A. Tumasyan

Institut für Hochenergiephysik der OeAW, Wien, Austria

W. Adam, E. Aguilo, T. Bergauer, M. Dragicevic, J. Erö, C. Fabjan¹, M. Friedl, R. Frühwirth¹, V.M. Ghete, J. Hammer, N. Hörmann, J. Hrubec, M. Jeitler¹, W. Kiesenhofer, V. Knünz, M. Krammer¹, I. Krätschmer, D. Liko, I. Mikulec, M. Pernicka[†], B. Rahbaran, C. Rohringer, H. Rohringer, R. Schöfbeck, J. Strauss, A. Taurok, W. Waltenberger, G. Walzel, E. Widl, C.-E. Wulz¹

National Centre for Particle and High Energy Physics, Minsk, Belarus

V. Mossolov, N. Shumeiko, J. Suarez Gonzalez

Universiteit Antwerpen, Antwerpen, Belgium

M. Bansal, S. Bansal, T. Cornelis, E.A. De Wolf, X. Janssen, S. Luyckx, L. Mucibello, S. Ochesanu, B. Roland, R. Rougny, M. Selvaggi, Z. Staykova, H. Van Haevermaet, P. Van Mechelen, N. Van Remortel, A. Van Spilbeek

Vrije Universiteit Brussel, Brussel, Belgium

F. Blekman, S. Blyweert, J. D'Hondt, R. Gonzalez Suarez, A. Kalogeropoulos, M. Maes, A. Olbrechts, W. Van Doninck, P. Van Mulders, G.P. Van Onsem, I. Vilella

Université Libre de Bruxelles, Bruxelles, Belgium

B. Clerbaux, G. De Lentdecker, V. Dero, A.P.R. Gay, T. Hreus, A. Léonard, P.E. Marage, A. Mohammadi, T. Reis, L. Thomas, G. Vander Marcken, C. Vander Velde, P. Vanlaer, J. Wang

Ghent University, Ghent, Belgium

V. Adler, K. Beernaert, A. Cimmino, S. Costantini, G. Garcia, M. Grunewald, B. Klein, J. Lellouch, A. Marinov, J. McCartin, A.A. Ocampo Rios, D. Ryckbosch, N. Strobbe, F. Thyssen, M. Tytgat, P. Verwilligen, S. Walsh, E. Yazgan, N. Zaganidis

Université Catholique de Louvain, Louvain-la-Neuve, Belgium

S. Basegmez, G. Bruno, R. Castello, L. Ceard, C. Delaere, T. du Pree, D. Favart, L. Forthomme, A. Giammanco², J. Hollar, V. Lemaitre, J. Liao, O. Militaru, C. Nuttens, D. Pagano, A. Pin, K. Piotrkowski, N. Schul, J.M. Vizan Garcia

Université de Mons, Mons, Belgium

N. Belyi, T. Caebergs, E. Daubie, G.H. Hammad

Centro Brasileiro de Pesquisas Físicas, Rio de Janeiro, Brazil

G.A. Alves, M. Correa Martins Junior, D. De Jesus Damiao, T. Martins, M.E. Pol, M.H.G. Souza

Universidade do Estado do Rio de Janeiro, Rio de Janeiro, Brazil

W.L. Aldá Júnior, W. Carvalho, A. Custódio, E.M. Da Costa, C. De Oliveira Martins, S. Fonseca De Souza, D. Matos Figueiredo, L. Mundim, H. Nogima, V. Oguri, W.L. Prado Da Silva, A. Santoro, L. Soares Jorge, A. Sznajder

Instituto de Física Teórica, Universidade Estadual Paulista, Sao Paulo, Brazil

T.S. Anjos³, C.A. Bernardes³, F.A. Dias⁴, T.R. Fernandez Perez Tomei, E.M. Gregores³, C. Lagana, F. Marinho, P.G. Mercadante³, S.F. Novaes, Sandra S. Padula

Institute for Nuclear Research and Nuclear Energy, Sofia, Bulgaria

V. Genchev⁵, P. Iaydjiev⁵, S. Piperov, M. Rodozov, S. Stoykova, G. Sultanov, V. Tcholakov, R. Trayanov, M. Vutova

University of Sofia, Sofia, Bulgaria

A. Dimitrov, R. Hadjiiska, V. Kozhuharov, L. Litov, B. Pavlov, P. Petkov

Institute of High Energy Physics, Beijing, China

J.G. Bian, G.M. Chen, H.S. Chen, C.H. Jiang, D. Liang, S. Liang, X. Meng, J. Tao, J. Wang, X. Wang, Z. Wang, H. Xiao, M. Xu, J. Zang, Z. Zhang

State Key Lab. of Nucl. Phys. and Tech., Peking University, Beijing, China

C. Asawatrangkuldee, Y. Ban, Y. Guo, W. Li, S. Liu, Y. Mao, S.J. Qian, H. Teng, D. Wang, L. Zhang, W. Zou

Universidad de Los Andes, Bogota, Colombia

C. Avila, J.P. Gomez, B. Gomez Moreno, A.F. Osorio Oliveros, J.C. Sanabria

Technical University of Split, Split, Croatia

N. Godinovic, D. Lelas, R. Plestina⁶, D. Polic, I. Puljak⁵

University of Split, Split, Croatia

Z. Antunovic, M. Kovac

Institute Rudjer Boskovic, Zagreb, Croatia

V. Brigljevic, S. Duric, K. Kadija, J. Luetic, S. Morovic

University of Cyprus, Nicosia, Cyprus

A. Attikis, M. Galanti, G. Mavromanolakis, J. Mousa, C. Nicolaou, F. Ptochos, P.A. Razis

Charles University, Prague, Czech Republic

M. Finger, M. Finger Jr.

**Academy of Scientific Research and Technology of the Arab Republic of Egypt,
Egyptian Network of High Energy Physics, Cairo, Egypt**

Y. Assran⁷, S. Elgammal⁸, A. Ellithi Kamel⁹, S. Khalil⁸, M.A. Mahmoud¹⁰, A. Radi^{11,12}

National Institute of Chemical Physics and Biophysics, Tallinn, Estonia

M. Kadastik, M. Müntel, M. Raidal, L. Rebane, A. Tiko

Department of Physics, University of Helsinki, Helsinki, Finland

P. Eerola, G. Fedi, M. Voutilainen

Helsinki Institute of Physics, Helsinki, Finland

J. Härkönen, A. Heikkinen, V. Karimäki, R. Kinnunen, M.J. Kortelainen, T. Lampén,
K. Lassila-Perini, S. Lehti, T. Lindén, P. Luukka, T. Mäenpää, T. Peltola, E. Tuominen,
J. Tuominiemi, E. Tuovinen, D. Ungaro, L. Wendland

Lappeenranta University of Technology, Lappeenranta, Finland

K. Banzuzi, A. Karjalainen, A. Korpela, T. Tuuva

DSM/IRFU, CEA/Saclay, Gif-sur-Yvette, France

M. Besancon, S. Choudhury, M. Dejardin, D. Denegri, B. Fabbro, J.L. Faure, F. Ferri,
S. Ganjour, A. Givernaud, P. Gras, G. Hamel de Monchenault, P. Jarry, E. Locci,
J. Malcles, L. Millischer, A. Nayak, J. Rander, A. Rosowsky, I. Shreyber, M. Titov

**Laboratoire Leprince-Ringuet, Ecole Polytechnique, IN2P3-CNRS, Palaiseau,
France**

S. Baffioni, F. Beaudette, L. Benhabib, L. Bianchini, M. Bluj¹³, C. Broutin, P. Busson,
C. Charlot, N. Daci, T. Dahms, L. Dobrzynski, R. Granier de Cassagnac, M. Haguenaer,
P. Miné, C. Mironov, I.N. Naranjo, M. Nguyen, C. Ochando, P. Paganini, D. Sabes,
R. Salerno, Y. Sirois, C. Veelken, A. Zabi

**Institut Pluridisciplinaire Hubert Curien, Université de Strasbourg,
Université de Haute Alsace Mulhouse, CNRS/IN2P3, Strasbourg, France**

J.-L. Agram¹⁴, J. Andrea, D. Bloch, D. Bodin, J.-M. Brom, M. Cardaci, E.C. Chabert,
C. Collard, E. Conte¹⁴, F. Drouhin¹⁴, C. Ferro, J.-C. Fontaine¹⁴, D. Gelé, U. Goerlach,
P. Juillot, A.-C. Le Bihan, P. Van Hove

**Centre de Calcul de l'Institut National de Physique Nucleaire et de Physique
des Particules, CNRS/IN2P3, Villeurbanne, France, Villeurbanne, France**

F. Fassi, D. Mercier

Université de Lyon, Université Claude Bernard Lyon 1, CNRS-IN2P3, Institut de Physique Nucléaire de Lyon, Villeurbanne, France

S. Beauceron, N. Beaupere, O. Bondu, G. Boudoul, J. Chasserat, R. Chierici⁵, D. Contardo, P. Depasse, H. El Mamouni, J. Fay, S. Gascon, M. Gouzevitch, B. Ille, T. Kurca, M. Lethuillier, L. Mirabito, S. Perries, V. Sordini, Y. Tschudi, P. Verdier, S. Viret

E. Andronikashvili Institute of Physics, Academy of Science, Tbilisi, Georgia

V. Roinishvili

RWTH Aachen University, I. Physikalisches Institut, Aachen, Germany

G. Anagnostou, C. Autermann, S. Beranek, M. Edelhoff, L. Feld, N. Heracleous, O. Hindrichs, R. Jussen, K. Klein, J. Merz, A. Ostapchuk, A. Perieanu, F. Raupach, J. Sammet, S. Schael, D. Sprenger, H. Weber, B. Wittmer, V. Zhukov¹⁵

RWTH Aachen University, III. Physikalisches Institut A, Aachen, Germany

M. Ata, J. Caudron, E. Dietz-Laursonn, D. Duchardt, M. Erdmann, R. Fischer, A. Güth, T. Hebbeker, C. Heidemann, K. Hoepfner, D. Klingebiel, P. Kreuzer, C. Magass, M. Merschmeyer, A. Meyer, M. Olschewski, P. Papacz, H. Pieta, H. Reithler, S.A. Schmitz, L. Sonnenschein, J. Steggemann, D. Teyssier, M. Weber

RWTH Aachen University, III. Physikalisches Institut B, Aachen, Germany

M. Bontenackels, V. Cherepanov, Y. Erdogan, G. Flügge, H. Geenen, M. Geisler, W. Haj Ahmad, F. Hoehle, B. Kargoll, T. Kress, Y. Kuessel, A. Nowack, L. Perchalla, O. Pooth, P. Sauerland, A. Stahl

Deutsches Elektronen-Synchrotron, Hamburg, Germany

M. Aldaya Martin, J. Behr, W. Behrenhoff, U. Behrens, M. Bergholz¹⁶, A. Bethani, K. Borras, A. Burgmeier, A. Cakir, L. Calligaris, A. Campbell, E. Castro, F. Costanza, D. Dammann, C. Diez Pardos, G. Eckerlin, D. Eckstein, G. Flucke, A. Geiser, I. Glushkov, P. Gunnellini, S. Habib, J. Hauk, G. Hellwig, H. Jung, M. Kasemann, P. Katsas, C. Kleinwort, H. Kluge, A. Knutsson, M. Krämer, D. Krücker, E. Kuznetsova, W. Lange, W. Lohmann¹⁶, B. Lutz, R. Mankel, I. Marfin, M. Marienfeld, I.-A. Melzer-Pellmann, A.B. Meyer, J. Mnich, A. Mussgiller, S. Naumann-Emme, J. Olzem, H. Perrey, A. Petrukhin, D. Pitzl, A. Raspereza, P.M. Ribeiro Cipriano, C. Riedl, E. Ron, M. Rosin, J. Salfeld-Nebgen, R. Schmidt¹⁶, T. Schoerner-Sadenius, N. Sen, A. Spiridonov, M. Stein, R. Walsh, C. Wissing

University of Hamburg, Hamburg, Germany

V. Blobel, J. Draeger, H. Enderle, J. Erfle, U. Gebbert, M. Görner, T. Hermanns, R.S. Höing, K. Kaschube, G. Kaussen, H. Kirschenmann, R. Klanner, J. Lange, B. Mura, F. Nowak, T. Peiffer, N. Pietsch, D. Rathjens, C. Sander, H. Schettler, P. Schleper, E. Schlieckau, A. Schmidt, M. Schröder, T. Schum, M. Seidel, V. Sola, H. Stadie, G. Steinbrück, J. Thomsen, L. Vanelderden

Institut für Experimentelle Kernphysik, Karlsruhe, Germany

C. Barth, J. Berger, C. Böser, T. Chwalek, W. De Boer, A. Descroix, A. Dierlamm, M. Feindt, M. Guthoff⁵, C. Hackstein, F. Hartmann, T. Hauth⁵, M. Heinrich, H. Held, K.H. Hoffmann, S. Honc, I. Katkov¹⁵, J.R. Komaragiri, P. Lobelle Pardo, D. Martschei, S. Mueller, Th. Müller, M. Niegel, A. Nürnberg, O. Oberst, A. Oehler, J. Ott, G. Quast, K. Rabbertz, F. Ratnikov, N. Ratnikova, S. Röcker, A. Scheurer, F.-P. Schilling, G. Schott, H.J. Simonis, F.M. Stober, D. Troendle, R. Ulrich, J. Wagner-Kuhr, S. Wayand, T. Weiler, M. Zeise

Institute of Nuclear Physics "Demokritos", Aghia Paraskevi, Greece

G. Daskalakis, T. Geralis, S. Kesisoglou, A. Kyriakis, D. Loukas, I. Manolakos, A. Markou, C. Markou, C. Mavrommatis, E. Ntomari

University of Athens, Athens, Greece

L. Gouskos, T.J. Mertzimekis, A. Panagiotou, N. Saoulidou

University of Ioánnina, Ioánnina, Greece

I. Evangelou, C. Foudas, P. Kokkas, N. Manthos, I. Papadopoulos, V. Patras

KFKI Research Institute for Particle and Nuclear Physics, Budapest, Hungary

G. Bencze, C. Hajdu, P. Hidas, D. Horvath¹⁷, F. Sikler, V. Veszpremi, G. Vesztergombi¹⁸

Institute of Nuclear Research ATOMKI, Debrecen, Hungary

N. Beni, S. Czellar, J. Molnar, J. Palinkas, Z. Szillasi

University of Debrecen, Debrecen, Hungary

J. Karancsi, P. Raics, Z.L. Trocsanyi, B. Ujvari

Panjab University, Chandigarh, India

S.B. Beri, V. Bhatnagar, N. Dhingra, R. Gupta, M. Kaur, M.Z. Mehta, N. Nishu, L.K. Saini, A. Sharma, J.B. Singh

University of Delhi, Delhi, India

Ashok Kumar, Arun Kumar, S. Ahuja, A. Bhardwaj, B.C. Choudhary, S. Malhotra, M. Naimuddin, K. Ranjan, V. Sharma, R.K. Shivpuri

Saha Institute of Nuclear Physics, Kolkata, India

S. Banerjee, S. Bhattacharya, S. Dutta, B. Gomber, Sa. Jain, Sh. Jain, R. Khurana, S. Sarkar, M. Sharan

Bhabha Atomic Research Centre, Mumbai, India

A. Abdulsalam, R.K. Choudhury, D. Dutta, S. Kailas, V. Kumar, P. Mehta, A.K. Mohanty⁵, L.M. Pant, P. Shukla

Tata Institute of Fundamental Research - EHEP, Mumbai, India

T. Aziz, S. Ganguly, M. Guchait¹⁹, M. Maity²⁰, G. Majumder, K. Mazumdar, G.B. Mohanty, B. Parida, K. Sudhakar, N. Wickramage

Tata Institute of Fundamental Research - HECR, Mumbai, India

S. Banerjee, S. Dugad

Institute for Research in Fundamental Sciences (IPM), Tehran, Iran

H. Arfaei, H. Bakhshiansohi²¹, S.M. Etesami²², A. Fahim²¹, M. Hashemi, H. Hesari, A. Jafari²¹, M. Khakzad, M. Mohammadi Najafabadi, S. Paktinat Mehdiabadi, B. Safarzadeh²³, M. Zeinali²²

INFN Sezione di Bari^a, Università di Bari^b, Politecnico di Bari^c, Bari, Italy

M. Abbrescia^{a,b}, L. Barbone^{a,b}, C. Calabria^{a,b,5}, S.S. Chhibra^{a,b}, A. Colaleo^a, D. Creanza^{a,c}, N. De Filippis^{a,c,5}, M. De Palma^{a,b}, L. Fiore^a, G. Iaselli^{a,c}, L. Lusito^{a,b}, G. Maggi^{a,c}, M. Maggi^a, B. Marangelli^{a,b}, S. My^{a,c}, S. Nuzzo^{a,b}, N. Pacifico^{a,b}, A. Pompili^{a,b}, G. Pugliese^{a,c}, G. Selvaggi^{a,b}, L. Silvestris^a, G. Singh^{a,b}, R. Venditti, G. Zito^a

INFN Sezione di Bologna^a, Università di Bologna^b, Bologna, Italy

G. Abbiendi^a, A.C. Benvenuti^a, D. Bonacorsi^{a,b}, S. Braibant-Giacomelli^{a,b}, L. Brigliadori^{a,b}, P. Capiluppi^{a,b}, A. Castro^{a,b}, F.R. Cavallo^a, M. Cuffiani^{a,b}, G.M. Dallavalle^a, F. Fabbri^a, A. Fanfani^{a,b}, D. Fasanella^{a,b,5}, P. Giacomelli^a, C. Grandi^a, L. Guiducci^{a,b}, S. Marcellini^a, G. Masetti^a, M. Meneghelli^{a,b,5}, A. Montanari^a, F.L. Navarria^{a,b}, F. Odorici^a, A. Perrotta^a, F. Primavera^{a,b}, A.M. Rossi^{a,b}, T. Rovelli^{a,b}, G.P. Siroli^{a,b}, R. Travaglini^{a,b}

INFN Sezione di Catania^a, Università di Catania^b, Catania, Italy

S. Albergo^{a,b}, G. Cappello^{a,b}, M. Chiorboli^{a,b}, S. Costa^{a,b}, R. Potenza^{a,b}, A. Tricomi^{a,b}, C. Tuve^{a,b}

INFN Sezione di Firenze^a, Università di Firenze^b, Firenze, Italy

G. Barbagli^a, V. Ciulli^{a,b}, C. Civinini^a, R. D'Alessandro^{a,b}, E. Focardi^{a,b}, S. Frosali^{a,b}, E. Gallo^a, S. Gonzi^{a,b}, M. Meschini^a, S. Paoletti^a, G. Sguazzoni^a, A. Tropiano^a

INFN Laboratori Nazionali di Frascati, Frascati, Italy

L. Benussi, S. Bianco, S. Colafranceschi²⁴, F. Fabbri, D. Piccolo

INFN Sezione di Genova^a, Università di Genova^b, Genova, Italy

P. Fabbricatore^a, R. Musenich^a, S. Tosi^{a,b}

INFN Sezione di Milano-Bicocca^a, Università di Milano-Bicocca^b, Milano, Italy

A. Benaglia^{a,b}, F. De Guio^{a,b}, L. Di Matteo^{a,b,5}, S. Fiorendi^{a,b}, S. Gennai^{a,5}, A. Ghezzi^{a,b}, S. Malvezzi^a, R.A. Manzoni^{a,b}, A. Martelli^{a,b}, A. Massironi^{a,b,5}, D. Menasce^a, L. Moroni^a, M. Paganoni^{a,b}, D. Pedrini^a, S. Ragazzi^{a,b}, N. Redaelli^a, S. Sala^a, T. Tabarelli de Fatis^{a,b}

INFN Sezione di Napoli^a, Università di Napoli "Federico II"^b, Napoli, Italy

S. Buontempo^a, C.A. Carrillo Montoya^a, N. Cavallo^{a,25}, A. De Cosa^{a,b,5}, O. Dogangun^{a,b}, F. Fabozzi^{a,25}, A.O.M. Iorio^a, L. Lista^a, S. Meola^{a,26}, M. Merola^{a,b}, P. Paolucci^{a,5}

INFN Sezione di Padova^a, Università di Padova^b, Università di Trento (Trento)^c, Padova, Italy

P. Azzi^a, N. Bacchetta^{a,5}, D. Bisello^{a,b}, A. Branca^{a,b,5}, R. Carlin^{a,b}, P. Checchia^a, T. Dorigo^a, U. Dosselli^a, F. Gasparini^{a,b}, U. Gasparini^{a,b}, A. Gozzelino^a, K. Kanishchev^{a,c}, S. Lacaprara^a, I. Lazzizzera^{a,c}, M. Margoni^{a,b}, A.T. Meneguzzo^{a,b}, J. Pazzini^{a,b}, N. Pozzobon^{a,b}, P. Ronchese^{a,b}, F. Simonetto^{a,b}, E. Torassa^a, M. Tosi^{a,b,5}, S. Vanini^{a,b}, P. Zotto^{a,b}, G. Zumerle^{a,b}

INFN Sezione di Pavia^a, Università di Pavia^b, Pavia, Italy

M. Gabusi^{a,b}, S.P. Ratti^{a,b}, C. Riccardi^{a,b}, P. Torre^{a,b}, P. Vitulo^{a,b}

INFN Sezione di Perugia^a, Università di Perugia^b, Perugia, Italy

M. Biasini^{a,b}, G.M. Bilei^a, L. Fanò^{a,b}, P. Lariccia^{a,b}, A. Lucaroni^{a,b,5}, G. Mantovani^{a,b}, M. Menichelli^a, A. Nappi^{a,b†}, F. Romeo^{a,b}, A. Saha^a, A. Santocchia^{a,b}, A. Spiezia^{a,b}, S. Taroni^{a,b}

INFN Sezione di Pisa^a, Università di Pisa^b, Scuola Normale Superiore di Pisa^c, Pisa, Italy

P. Azzurri^{a,c}, G. Bagliesi^a, T. Boccali^a, G. Broccolo^{a,c}, R. Castaldi^a, R.T. D'Agnolo^{a,c}, R. Dell'Orso^a, F. Fiori^{a,b,5}, L. Foà^{a,c}, A. Giassi^a, A. Kraan^a, F. Ligabue^{a,c}, T. Lomtadze^a, L. Martini^{a,27}, A. Messineo^{a,b}, F. Palla^a, A. Rizzi^{a,b}, A.T. Serban^{a,28}, P. Spagnolo^a, P. Squillacioti^{a,5}, R. Tenchini^a, G. Tonelli^{a,b,5}, A. Venturi^a, P.G. Verdini^a

INFN Sezione di Roma^a, Università di Roma "La Sapienza"^b, Roma, Italy

L. Barone^{a,b}, F. Cavallari^a, D. Del Re^{a,b}, M. Diemoz^a, C. Fanelli, M. Grassi^{a,b,5}, E. Longo^{a,b}, P. Meridiani^{a,5}, F. Micheli^{a,b}, S. Nourbakhsh^{a,b}, G. Organtini^{a,b}, R. Paramatti^a, S. Rahatlou^{a,b}, M. Sigamani^a, L. Soffi^{a,b}

INFN Sezione di Torino^a, Università di Torino^b, Università del Piemonte Orientale (Novara)^c, Torino, Italy

N. Amapane^{a,b}, R. Arcidiacono^{a,c}, S. Argiro^{a,b}, M. Arneodo^{a,c}, C. Biino^a, N. Cartiglia^a, M. Costa^{a,b}, P. De Remigis^a, N. Demaria^a, C. Mariotti^{a,5}, S. Maselli^a, E. Migliore^{a,b}

V. Monaco^{a,b}, M. Musich^{a,5}, M.M. Obertino^{a,c}, N. Pastrone^a, M. Pelliccioni^a,
A. Potenza^{a,b}, A. Romero^{a,b}, R. Sacchi^{a,b}, A. Solano^{a,b}, A. Staiano^a, A. Vilela Pereira^a

INFN Sezione di Trieste^a, Università di Trieste^b, Trieste, Italy

S. Belforte^a, V. Candelise^{a,b}, F. Cossutti^a, G. Della Ricca^{a,b}, B. Gobbo^a, M. Marone^{a,b,5},
D. Montanino^{a,b,5}, A. Penzo^a, A. Schizzi^{a,b}

Kangwon National University, Chunchon, Korea

S.G. Heo, T.Y. Kim, S.K. Nam

Kyungpook National University, Daegu, Korea

S. Chang, D.H. Kim, G.N. Kim, D.J. Kong, H. Park, S.R. Ro, D.C. Son, T. Son

**Chonnam National University, Institute for Universe and Elementary Particles,
Kwangju, Korea**

J.Y. Kim, Zero J. Kim, S. Song

Korea University, Seoul, Korea

S. Choi, D. Gyun, B. Hong, M. Jo, H. Kim, T.J. Kim, K.S. Lee, D.H. Moon, S.K. Park

University of Seoul, Seoul, Korea

M. Choi, J.H. Kim, C. Park, I.C. Park, S. Park, G. Ryu

Sungkyunkwan University, Suwon, Korea

Y. Cho, Y. Choi, Y.K. Choi, J. Goh, M.S. Kim, E. Kwon, B. Lee, J. Lee, S. Lee, H. Seo,
I. Yu

Vilnius University, Vilnius, Lithuania

M.J. Bilinskas, I. Grigelionis, M. Janulis, A. Juodagalvis

Centro de Investigacion y de Estudios Avanzados del IPN, Mexico City, Mexico

H. Castilla-Valdez, E. De La Cruz-Burelo, I. Heredia-de La Cruz, R. Lopez-Fernandez,
R. Magaña Villalba, J. Martínez-Ortega, A. Sánchez-Hernández, L.M. Villasenor-Cendejas

Universidad Iberoamericana, Mexico City, Mexico

S. Carrillo Moreno, F. Vazquez Valencia

Benemerita Universidad Autonoma de Puebla, Puebla, Mexico

H.A. Salazar Ibarguen

Universidad Autónoma de San Luis Potosí, San Luis Potosí, Mexico

E. Casimiro Linares, A. Morelos Pineda, M.A. Reyes-Santos

University of Auckland, Auckland, New Zealand

D. Krofcheck

University of Canterbury, Christchurch, New Zealand

A.J. Bell, P.H. Butler, R. Doesburg, S. Reucroft, H. Silverwood

National Centre for Physics, Quaid-I-Azam University, Islamabad, Pakistan

M. Ahmad, M.H. Ansari, M.I. Asghar, H.R. Hoorani, S. Khalid, W.A. Khan, T. Khurshid, S. Qazi, M.A. Shah, M. Shoaib

National Centre for Nuclear Research, Swierk, Poland

H. Bialkowska, B. Boimska, T. Frueboes, R. Gokieli, M. Górski, M. Kazana, K. Nawrocki, K. Romanowska-Rybinska, M. Szleper, G. Wrochna, P. Zalewski

Institute of Experimental Physics, Faculty of Physics, University of Warsaw, Warsaw, Poland

G. Brona, K. Bunkowski, M. Cwiok, W. Dominik, K. Doroba, A. Kalinowski, M. Konecki, J. Krolikowski

Laboratório de Instrumentação e Física Experimental de Partículas, Lisboa, Portugal

N. Almeida, P. Bargassa, A. David, P. Faccioli, P.G. Ferreira Parracho, M. Gallinaro, J. Seixas, J. Varela, P. Vischia

Joint Institute for Nuclear Research, Dubna, Russia

I. Belotelov, P. Bunin, M. Gavrilenko, I. Golutvin, I. Gorbunov, A. Kamenev, V. Karjavin, G. Kozlov, A. Lanev, A. Malakhov, P. Moisenz, V. Palichik, V. Perelygin, S. Shmatov, V. Smirnov, A. Volodko, A. Zarubin

Petersburg Nuclear Physics Institute, Gatchina (St. Petersburg), Russia

S. Evstyukhin, V. Golovtsov, Y. Ivanov, V. Kim, P. Levchenko, V. Murzin, V. Oreshkin, I. Smirnov, V. Sulimov, L. Uvarov, S. Vavilov, A. Vorobyev, An. Vorobyev

Institute for Nuclear Research, Moscow, Russia

Yu. Andreev, A. Dermenev, S. Gninenko, N. Golubev, M. Kirsanov, N. Krasnikov, V. Matveev, A. Pashenkov, D. Tlisov, A. Toropin

Institute for Theoretical and Experimental Physics, Moscow, Russia

V. Epshteyn, M. Erofeeva, V. Gavrilov, M. Kossov, N. Lychkovskaya, V. Popov, G. Safronov, S. Semenov, V. Stolin, E. Vlasov, A. Zhokin

Moscow State University, Moscow, Russia

A. Belyaev, E. Boos, V. Bunichev, M. Dubinin⁴, L. Dudko, A. Ershov, A. Gribushin, V. Klyukhin, O. Kodolova, I. Lokhtin, A. Markina, S. Obraztsov, M. Perfilov, A. Popov, L. Sarycheva[†], V. Savrin, A. Snigirev

P.N. Lebedev Physical Institute, Moscow, Russia

V. Andreev, M. Azarkin, I. Dremin, M. Kirakosyan, A. Leonidov, G. Mesyats, S.V. Rusakov, A. Vinogradov

State Research Center of Russian Federation, Institute for High Energy Physics, Protvino, Russia

I. Azhgirey, I. Bayshev, S. Bitioukov, V. Grishin⁵, V. Kachanov, D. Konstantinov, V. Krychkin, V. Petrov, R. Ryutin, A. Sobol, L. Tourtchanovitch, S. Troshin, N. Tyurin, A. Uzunian, A. Volkov

University of Belgrade, Faculty of Physics and Vinca Institute of Nuclear Sciences, Belgrade, Serbia

P. Adzic²⁹, M. Djordjevic, M. Ekmedzic, D. Krpic²⁹, J. Milosevic

Centro de Investigaciones Energéticas Medioambientales y Tecnológicas (CIEMAT), Madrid, Spain

M. Aguilar-Benitez, J. Alcaraz Maestre, P. Arce, C. Battilana, E. Calvo, M. Cerrada, M. Chamizo Llatas, N. Colino, B. De La Cruz, A. Delgado Peris, D. Domínguez Vázquez, C. Fernandez Bedoya, J.P. Fernández Ramos, A. Ferrando, J. Flix, M.C. Fouz, P. Garcia-Abia, O. Gonzalez Lopez, S. Goy Lopez, J.M. Hernandez, M.I. Josa, G. Merino, J. Puerta Pelayo, A. Quintario Olmeda, I. Redondo, L. Romero, J. Santaolalla, M.S. Soares, C. Willmott

Universidad Autónoma de Madrid, Madrid, Spain

C. Albajar, G. Codispoti, J.F. de Trocóniz

Universidad de Oviedo, Oviedo, Spain

H. Brun, J. Cuevas, J. Fernandez Menendez, S. Folgueras, I. Gonzalez Caballero, L. Lloret Iglesias, J. Piedra Gomez

Instituto de Física de Cantabria (IFCA), CSIC-Universidad de Cantabria, Santander, Spain

J.A. Brochero Cifuentes, I.J. Cabrillo, A. Calderon, S.H. Chuang, J. Duarte Campderros, M. Felcini³⁰, M. Fernandez, G. Gomez, J. Gonzalez Sanchez, A. Graziano, C. Jorda, A. Lopez Virto, J. Marco, R. Marco, C. Martinez Rivero, F. Matorras, F.J. Munoz Sanchez, T. Rodrigo, A.Y. Rodríguez-Marrero, A. Ruiz-Jimeno, L. Scodellaro, I. Vila, R. Vilar Cortabitarte

CERN, European Organization for Nuclear Research, Geneva, Switzerland

D. Abbaneo, E. Auffray, G. Auzinger, M. Bachtis, P. Baillon, A.H. Ball, D. Barney, J.F. Benitez, C. Bernet⁶, G. Bianchi, P. Bloch, A. Bocci, A. Bonato, C. Botta, H. Breuker, T. Camporesi, G. Cerminara, T. Christiansen, J.A. Coarasa Perez, D. D’Enterria, A. Dabrowski, A. De Roeck, S. Di Guida, M. Dobson, N. Dupont-Sagorin, A. Elliott-Peisert, B. Frisch, W. Funk, G. Georgiou, M. Giffels, D. Gigi, K. Gill, D. Giordano, M. Giunta, F. Glege, R. Gomez-Reino Garrido, P. Govoni, S. Gowdy, R. Guida, M. Hansen, P. Harris, C. Hartl, J. Harvey, B. Hegner, A. Hinzmann, V. Innocente, P. Janot, K. Kaadze, E. Karavakis, K. Kousouris, P. Lecoq, Y.-J. Lee, P. Lenzi, C. Lourenço, N. Magini, T. Mäki, M. Malberti, L. Malgeri, M. Mannelli, L. Masetti, F. Meijers, S. Mersi, E. Meschi, R. Moser, M.U. Mozer, M. Mulders, P. Musella, E. Nesvold, T. Orimoto, L. Orsini, E. Palencia Cortezon, E. Perez, L. Perrozzi, A. Petrilli, A. Pfeiffer, M. Pierini, M. Pimiä, D. Piparo, G. Polese, L. Quertenmont, A. Racz, W. Reece, J. Rodrigues Antunes, G. Rolandi³¹, C. Rovelli³², M. Rovere, H. Sakulin, F. Santanastasio, C. Schäfer, C. Schwick, I. Segoni, S. Sekmen, A. Sharma, P. Siegrist, P. Silva, M. Simon, P. Sphicas³³, D. Spiga, A. Tsiros, G.I. Veres¹⁸, J.R. Vlimant, H.K. Wöhri, S.D. Worm³⁴, W.D. Zeuner

Paul Scherrer Institut, Villigen, Switzerland

W. Bertl, K. Deiters, W. Erdmann, K. Gabathuler, R. Horisberger, Q. Ingram, H.C. Kaestli, S. König, D. Kotlinski, U. Langenegger, F. Meier, D. Renker, T. Rohe, J. Sibille³⁵

Institute for Particle Physics, ETH Zurich, Zurich, Switzerland

L. Bäni, P. Bortignon, M.A. Buchmann, B. Casal, N. Chanon, A. Deisher, G. Dissertori, M. Dittmar, M. Donegà, M. Dünser, J. Eugster, K. Freudenreich, C. Grab, D. Hits, P. Lecomte, W. Lustermann, A.C. Marini, P. Martinez Ruiz del Arbol, N. Mohr, F. Moortgat, C. Nägeli³⁶, P. Nef, F. Nessi-Tedaldi, F. Pandolfi, L. Pape, F. Pauss, M. Peruzzi, F.J. Ronga, M. Rossini, L. Sala, A.K. Sanchez, A. Starodumov³⁷, B. Stieger, M. Takahashi, L. Tauscher[†], A. Thea, K. Theofilatos, D. Treille, C. Urscheler, R. Wallny, H.A. Weber, L. Wehrli

Universität Zürich, Zurich, Switzerland

C. AMSLER, V. Chiochia, S. De Visscher, C. Favaro, M. Ivova Rikova, B. Millan Mejias, P. Otiougova, P. Robmann, H. Snoek, S. Tupputi, M. Verzetti

National Central University, Chung-Li, Taiwan

Y.H. Chang, K.H. Chen, C.M. Kuo, S.W. Li, W. Lin, Z.K. Liu, Y.J. Lu, D. Mekterovic, A.P. Singh, R. Volpe, S.S. Yu

National Taiwan University (NTU), Taipei, Taiwan

P. Bartalini, P. Chang, Y.H. Chang, Y.W. Chang, Y. Chao, K.F. Chen, C. Dietz, U. Grundler, W.-S. Hou, Y. Hsiung, K.Y. Kao, Y.J. Lei, R.-S. Lu, D. Majumder, E. Petrakou, X. Shi, J.G. Shiu, Y.M. Tzeng, X. Wan, M. Wang

Cukurova University, Adana, Turkey

A. Adiguzel, M.N. Bakirci³⁸, S. Cerci³⁹, C. Dozen, I. Dumanoglu, E. Eskut, S. Girgis, G. Gokbulut, E. Gurpinar, I. Hos, E.E. Kangal, T. Karaman, G. Karapinar⁴⁰, A. Kayis Topaksu, G. Onengut, K. Ozdemir, S. Ozturk⁴¹, A. Polatoz, K. Sogut⁴², D. Sunar Cerci³⁹, B. Tali³⁹, H. Topakli³⁸, L.N. Vergili, M. Vergili

Middle East Technical University, Physics Department, Ankara, Turkey

I.V. Akin, T. Aliev, B. Bilin, S. Bilmis, M. Deniz, H. Gamsizkan, A.M. Guler, K. Ocalan, A. Ozpineci, M. Serin, R. Sever, U.E. Surat, M. Yalvac, E. Yildirim, M. Zeyrek

Bogazici University, Istanbul, Turkey

E. Gülmez, B. Isildak⁴³, M. Kaya⁴⁴, O. Kaya⁴⁴, S. Ozkorucuklu⁴⁵, N. Sonmez⁴⁶

Istanbul Technical University, Istanbul, Turkey

K. Cankocak

National Scientific Center, Kharkov Institute of Physics and Technology, Kharkov, Ukraine

L. Levchuk

University of Bristol, Bristol, United Kingdom

F. Bostock, J.J. Brooke, E. Clement, D. Cussans, H. Flacher, R. Frazier, J. Goldstein, M. Grimes, G.P. Heath, H.F. Heath, L. Kreczko, S. Metson, D.M. Newbold³⁴, K. Nirunpong, A. Poll, S. Senkin, V.J. Smith, T. Williams

Rutherford Appleton Laboratory, Didcot, United Kingdom

L. Basso⁴⁷, K.W. Bell, A. Belyaev⁴⁷, C. Brew, R.M. Brown, D.J.A. Cockerill, J.A. Coughlan, K. Harder, S. Harper, J. Jackson, B.W. Kennedy, E. Olaiya, D. Petyt, B.C. Radburn-Smith, C.H. Shepherd-Themistocleous, I.R. Tomalin, W.J. Womersley

Imperial College, London, United Kingdom

R. Bainbridge, G. Ball, R. Beuselinck, O. Buchmuller, D. Colling, N. Cripps, M. Cutajar, P. Dauncey, G. Davies, M. Della Negra, W. Ferguson, J. Fulcher, D. Futyan, A. Gilbert, A. Guneratne Bryer, G. Hall, Z. Hatherell, J. Hays, G. Iles, M. Jarvis, G. Karapostoli, L. Lyons, A.-M. Magnan, J. Marrouche, B. Mathias, R. Nandi, J. Nash, A. Nikitenko³⁷, A. Papageorgiou, J. Pela, M. Pesaresi, K. Petridis, M. Pioppi⁴⁸, D.M. Raymond, S. Rogerson, A. Rose, M.J. Ryan, C. Seez, P. Sharp[†], A. Sparrow, M. Stoye, A. Tapper, M. Vazquez Acosta, T. Virdee, S. Wakefield, N. Wardle, T. Whyntie

Brunel University, Uxbridge, United Kingdom

M. Chadwick, J.E. Cole, P.R. Hobson, A. Khan, P. Kyberd, D. Leggat, D. Leslie, W. Martin, I.D. Reid, P. Symonds, L. Teodorescu, M. Turner

Baylor University, Waco, U.S.A.

K. Hatakeyama, H. Liu, T. Scarborough

The University of Alabama, Tuscaloosa, U.S.A.

O. Charaf, C. Henderson, P. Rumerio

Boston University, Boston, U.S.A.

A. Avetisyan, T. Bose, C. Fantasia, A. Heister, J. St. John, P. Lawson, D. Lazic, J. Rohlf, D. Sperka, L. Sulak

Brown University, Providence, U.S.A.

J. Alimena, S. Bhattacharya, D. Cutts, A. Ferapontov, U. Heintz, S. Jabeen, G. Kukartsev, E. Laird, G. Landsberg, M. Luk, M. Narain, D. Nguyen, M. Segala, T. Sinthuprasith, T. Speer, K.V. Tsang

University of California, Davis, Davis, U.S.A.

R. Breedon, G. Breto, M. Calderon De La Barca Sanchez, S. Chauhan, M. Chertok, J. Conway, R. Conway, P.T. Cox, J. Dolen, R. Erbacher, M. Gardner, R. Houtz, W. Ko, A. Kopecky, R. Lander, T. Miceli, D. Pellett, F. Ricci-tam, B. Rutherford, M. Searle, J. Smith, M. Squires, M. Tripathi, R. Vasquez Sierra

University of California, Los Angeles, Los Angeles, U.S.A.

V. Andreev, D. Cline, R. Cousins, J. Duris, S. Erhan, P. Everaerts, C. Farrell, J. Hauser, M. Ignatenko, C. Jarvis, C. Plager, G. Rakness, P. Schlein[†], P. Traczyk, V. Valuev, M. Weber

University of California, Riverside, Riverside, U.S.A.

J. Babb, R. Clare, M.E. Dinardo, J. Ellison, J.W. Gary, F. Giordano, G. Hanson, G.Y. Jeng⁴⁹, H. Liu, O.R. Long, A. Luthra, H. Nguyen, S. Paramesvaran, J. Sturdy, S. Sumowidagdo, R. Wilken, S. Wimpenny

University of California, San Diego, La Jolla, U.S.A.

W. Andrews, J.G. Branson, G.B. Cerati, S. Cittolin, D. Evans, F. Golf, A. Holzner, R. Kelley, M. Lebourgeois, J. Letts, I. Macneill, B. Mangano, S. Padhi, C. Palmer, G. Petrucciani, M. Pieri, M. Sani, V. Sharma, S. Simon, E. Sudano, M. Tadel, Y. Tu, A. Vartak, S. Wasserbaech⁵⁰, F. Würthwein, A. Yagil, J. Yoo

University of California, Santa Barbara, Santa Barbara, U.S.A.

D. Barge, R. Bellan, C. Campagnari, M. D'Alfonso, T. Danielson, K. Flowers, P. Geffert, J. Incandela, C. Justus, P. Kalavase, S.A. Koay, D. Kovalskyi, V. Krutelyov, S. Lowette, N. Mccoll, V. Pavlunin, F. Rebassoo, J. Ribnik, J. Richman, R. Rossin, D. Stuart, W. To, C. West

California Institute of Technology, Pasadena, U.S.A.

A. Apresyan, A. Bornheim, Y. Chen, E. Di Marco, J. Duarte, M. Gataullin, Y. Ma, A. Mott, H.B. Newman, C. Rogan, M. Spiropulu, V. Timciuc, J. Veverka, R. Wilkinson, S. Xie, Y. Yang, R.Y. Zhu

Carnegie Mellon University, Pittsburgh, U.S.A.

B. Akgun, V. Azzolini, A. Calamba, R. Carroll, T. Ferguson, Y. Iiyama, D.W. Jang, Y.F. Liu, M. Paulini, H. Vogel, I. Vorobiev

University of Colorado at Boulder, Boulder, U.S.A.

J.P. Cumalat, B.R. Drell, C.J. Edelmaier, W.T. Ford, A. Gaz, B. Heyburn, E. Luiggi Lopez, J.G. Smith, K. Stenson, K.A. Ulmer, S.R. Wagner

Cornell University, Ithaca, U.S.A.

J. Alexander, A. Chatterjee, N. Eggert, L.K. Gibbons, B. Heltsley, A. Khukhunaishvili, B. Kreis, N. Mirman, G. Nicolas Kaufman, J.R. Patterson, A. Ryd, E. Salvati, W. Sun, W.D. Teo, J. Thom, J. Thompson, J. Tucker, J. Vaughan, Y. Weng, L. Winstrom, P. Wittich

Fairfield University, Fairfield, U.S.A.

D. Winn

Fermi National Accelerator Laboratory, Batavia, U.S.A.

S. Abdullin, M. Albrow, J. Anderson, L.A.T. Bauerdick, A. Beretvas, J. Berryhill, P.C. Bhat, I. Bloch, K. Burkett, J.N. Butler, V. Chetluru, H.W.K. Cheung, F. Chlebana, V.D. Elvira, I. Fisk, J. Freeman, Y. Gao, D. Green, O. Gutsche, J. Hanlon, R.M. Harris, J. Hirschauer, B. Hooberman, S. Jindariani, M. Johnson, U. Joshi, B. Kilminster, B. Klima, S. Kunori, S. Kwan, C. Leonidopoulos, J. Linacre, D. Lincoln, R. Lipton, J. Lykken, K. Maeshima, J.M. Marraffino, S. Maruyama, D. Mason, P. McBride, K. Mishra, S. Mrenna, Y. Musienko⁵¹, C. Newman-Holmes, V. O'Dell, O. Prokofyev, E. Sexton-Kennedy, S. Sharma, W.J. Spalding, L. Spiegel, P. Tan, L. Taylor, S. Tkaczyk, N.V. Tran, L. Uplegger, E.W. Vaandering, R. Vidal, J. Whitmore, W. Wu, F. Yang, F. Yumiceva, J.C. Yun

University of Florida, Gainesville, U.S.A.

D. Acosta, P. Avery, D. Bourilkov, M. Chen, T. Cheng, S. Das, M. De Gruttola, G.P. Di Giovanni, D. Dobur, A. Drozdetskiy, R.D. Field, M. Fisher, Y. Fu, I.K. Furic, J. Gartner, J. Hugon, B. Kim, J. Konigsberg, A. Korytov, A. Kropivnitskaya, T. Kypreos, J.F. Low, K. Matchev, P. Milenovic⁵², G. Mitselmakher, L. Muniz, R. Remington, A. Rinkevicius, P. Sellers, N. Skhirtladze, M. Snowball, J. Yelton, M. Zakaria

Florida International University, Miami, U.S.A.

V. Gaultney, S. Hewamanage, L.M. Lebolo, S. Linn, P. Markowitz, G. Martinez, J.L. Rodriguez

Florida State University, Tallahassee, U.S.A.

T. Adams, A. Askew, J. Bochenek, J. Chen, B. Diamond, S.V. Gleyzer, J. Haas, S. Hagopian, V. Hagopian, M. Jenkins, K.F. Johnson, H. Prosper, V. Veeraraghavan, M. Weinberg

Florida Institute of Technology, Melbourne, U.S.A.

M.M. Baarmand, B. Dorney, M. Hohlmann, H. Kalakhety, I. Vodopiyanov

University of Illinois at Chicago (UIC), Chicago, U.S.A.

M.R. Adams, I.M. Anghel, L. Apanasevich, Y. Bai, V.E. Bazterra, R.R. Betts, I. Bucinskaite, J. Callner, R. Cavanaugh, O. Evdokimov, L. Gauthier, C.E. Gerber, D.J. Hofman, S. Khalatyan, F. Lacroix, M. Malek, C. O'Brien, C. Silkworth, D. Strom, P. Turner, N. Varelas

The University of Iowa, Iowa City, U.S.A.

U. Akgun, E.A. Albayrak, B. Bilki⁵³, W. Clarida, F. Duru, S. Griffiths, J.-P. Merlo, H. Mermerkaya⁵⁴, A. Mestvirishvili, A. Moeller, J. Nachtman, C.R. Newsom, E. Norbeck, Y. Onel, F. Ozok, S. Sen, E. Tiras, J. Wetzel, T. Yetkin, K. Yi

Johns Hopkins University, Baltimore, U.S.A.

B.A. Barnett, B. Blumenfeld, S. Bolognesi, D. Fehling, G. Giurgiu, A.V. Gritsan, Z.J. Guo, G. Hu, P. Maksimovic, S. Rappoccio, M. Swartz, A. Whitbeck

The University of Kansas, Lawrence, U.S.A.

P. Baringer, A. Bean, G. Benelli, R.P. Kenny Iii, M. Murray, D. Noonan, S. Sanders, R. Stringer, G. Tinti, J.S. Wood, V. Zhukova

Kansas State University, Manhattan, U.S.A.

A.F. Barfuss, T. Bolton, I. Chakaberia, A. Ivanov, S. Khalil, M. Makouski, Y. Maravin, S. Shrestha, I. Svintradze

Lawrence Livermore National Laboratory, Livermore, U.S.A.

J. Gronberg, D. Lange, D. Wright

University of Maryland, College Park, U.S.A.

A. Baden, M. Boutemour, B. Calvert, S.C. Eno, J.A. Gomez, N.J. Hadley, R.G. Kellogg, M. Kirn, T. Kolberg, Y. Lu, M. Marionneau, A.C. Mignerey, K. Pedro, A. Peterman, A. Skuja, J. Temple, M.B. Tonjes, S.C. Tonwar, E. Twedt

Massachusetts Institute of Technology, Cambridge, U.S.A.

A. Apyan, G. Bauer, J. Bendavid, W. Busza, E. Butz, I.A. Cali, M. Chan, V. Dutta, G. Gomez Ceballos, M. Goncharov, K.A. Hahn, Y. Kim, M. Klute, K. Krajczar⁵⁵, W. Li, P.D. Luckey, T. Ma, S. Nahn, C. Paus, D. Ralph, C. Roland, G. Roland, M. Rudolph, G.S.F. Stephans, F. Stöckli, K. Sumorok, K. Sung, D. Velicanu, E.A. Wenger, R. Wolf, B. Wyslouch, M. Yang, Y. Yilmaz, A.S. Yoon, M. Zanetti

University of Minnesota, Minneapolis, U.S.A.

S.I. Cooper, B. Dahmes, A. De Benedetti, G. Franzoni, A. Gude, S.C. Kao, K. Klapoetke, Y. Kubota, J. Mans, N. Pastika, R. Rusack, M. Sasseville, A. Singovsky, N. Tambe, J. Turkewitz

University of Mississippi, Oxford, U.S.A.

L.M. Cremaldi, R. Kroeger, L. Perera, R. Rahmat, D.A. Sanders

University of Nebraska-Lincoln, Lincoln, U.S.A.

E. Avdeeva, K. Bloom, S. Bose, J. Butt, D.R. Claes, A. Dominguez, M. Eads, J. Keller, I. Kravchenko, J. Lazo-Flores, H. Malbouisson, S. Malik, G.R. Snow

State University of New York at Buffalo, Buffalo, U.S.A.

U. Baur, A. Godshalk, I. Iashvili, S. Jain, A. Kharchilava, A. Kumar, S.P. Shipkowski, K. Smith

Northeastern University, Boston, U.S.A.

G. Alverson, E. Barberis, D. Baumgartel, M. Chasco, J. Haley, D. Nash, D. Trocino, D. Wood, J. Zhang

Northwestern University, Evanston, U.S.A.

A. Anastassov, A. Kubik, N. Mucia, N. Odell, R.A. Ofierzynski, B. Pollack, A. Pozdnyakov, M. Schmitt, S. Stoynev, M. Velasco, S. Won

University of Notre Dame, Notre Dame, U.S.A.

L. Antonelli, D. Berry, A. Brinkerhoff, M. Hildreth, C. Jessop, D.J. Karmgard, J. Kolb, K. Lannon, W. Luo, S. Lynch, N. Marinelli, D.M. Morse, T. Pearson, M. Planer, R. Ruchti, J. Slaunwhite, N. Valls, M. Wayne, M. Wolf

The Ohio State University, Columbus, U.S.A.

B. Bylsma, L.S. Durkin, C. Hill, R. Hughes, K. Kotov, T.Y. Ling, D. Puigh, M. Rodenburg, C. Vuosalo, G. Williams, B.L. Winer

Princeton University, Princeton, U.S.A.

N. Adam, E. Berry, P. Elmer, D. Gerbaudo, V. Halyo, P. Hebda, J. Hegeman, A. Hunt, P. Jindal, D. Lopes Pegna, P. Lujan, D. Marlow, T. Medvedeva, M. Mooney, J. Olsen, P. Piroué, X. Quan, A. Raval, B. Safdi, H. Saka, D. Stickland, C. Tully, J.S. Werner, A. Zuranski

University of Puerto Rico, Mayaguez, U.S.A.

J.G. Acosta, E. Brownson, X.T. Huang, A. Lopez, H. Mendez, S. Oliveros, J.E. Ramirez Vargas, A. Zatserklyaniy

Purdue University, West Lafayette, U.S.A.

E. Alagoz, V.E. Barnes, D. Benedetti, G. Bolla, D. Bortoletto, M. De Mattia, A. Everett, Z. Hu, M. Jones, O. Koybasi, M. Kress, A.T. Laasanen, N. Leonardo, V. Maroussov, P. Merkel, D.H. Miller, N. Neumeister, I. Shipsey, D. Silvers, A. Svyatkovskiy, M. Vidal Marono, H.D. Yoo, J. Zablocki, Y. Zheng

Purdue University Calumet, Hammond, U.S.A.

S. Guragain, N. Parashar

Rice University, Houston, U.S.A.

A. Adair, C. Boulahouache, K.M. Ecklund, F.J.M. Geurts, B.P. Padley, R. Redjimi, J. Roberts, J. Zabel

University of Rochester, Rochester, U.S.A.

B. Betchart, A. Bodek, Y.S. Chung, R. Covarelli, P. de Barbaro, R. Demina, Y. Eshaq, T. Ferbel, A. Garcia-Bellido, P. Goldenzweig, J. Han, A. Harel, D.C. Miner, D. Vishnevskiy, M. Zielinski

The Rockefeller University, New York, U.S.A.

A. Bhatti, R. Ciesielski, L. Demortier, K. Goulios, G. Lungu, S. Malik, C. Mesropian

Rutgers, the State University of New Jersey, Piscataway, U.S.A.

S. Arora, A. Barker, J.P. Chou, C. Contreras-Campana, E. Contreras-Campana, D. Duggan, D. Ferencek, Y. Gershtein, R. Gray, E. Halkiadakis, D. Hidas, A. Lath, S. Panwalkar, M. Park, R. Patel, V. Rekovic, J. Robles, K. Rose, S. Salur, S. Schnetzer, C. Seitz, S. Somalwar, R. Stone, S. Thomas

University of Tennessee, Knoxville, U.S.A.

G. Cerizza, M. Hollingsworth, S. Spanier, Z.C. Yang, A. York

Texas A&M University, College Station, U.S.A.

R. Eusebi, W. Flanagan, J. Gilmore, T. Kamon⁵⁶, V. Khotilovich, R. Montalvo, I. Osipenkov, Y. Pakhotin, A. Perloff, J. Roe, A. Safonov, T. Sakuma, S. Sengupta, I. Suarez, A. Tatarinov, D. Toback

Texas Tech University, Lubbock, U.S.A.

N. Akchurin, J. Damgov, C. Dragoiu, P.R. Duderov, C. Jeong, K. Kovitanggoon, S.W. Lee, T. Libeiro, Y. Roh, I. Volobouev

Vanderbilt University, Nashville, U.S.A.

E. Appelt, A.G. Delannoy, C. Florez, S. Greene, A. Gurrola, W. Johns, C. Johnston, P. Kurt, C. Maguire, A. Melo, M. Sharma, P. Sheldon, B. Snook, S. Tuo, J. Velkovska

University of Virginia, Charlottesville, U.S.A.

M.W. Arenton, M. Balazs, S. Boutle, B. Cox, B. Francis, J. Goodell, R. Hirosky, A. Ledovskoy, C. Lin, C. Neu, J. Wood, R. Yohay

Wayne State University, Detroit, U.S.A.

S. Gollapinni, R. Harr, P.E. Karchin, C. Kottachchi Kankanamge Don, P. Lamichhane, A. Sakharov

University of Wisconsin, Madison, U.S.A.

M. Anderson, D. Belknap, L. Borrello, D. Carlsmith, M. Cepeda, S. Dasu, E. Friis, L. Gray, K.S. Grogg, M. Grothe, R. Hall-Wilton, M. Herndon, A. Hervé, P. Klabbbers, J. Klukas, A. Lanaro, C. Lazaridis, J. Leonard, R. Loveless, A. Mohapatra, I. Ojalvo, F. Palmonari, G.A. Pierro, I. Ross, A. Savin, W.H. Smith, J. Swanson

†: Deceased

- 1: Also at Vienna University of Technology, Vienna, Austria
- 2: Also at National Institute of Chemical Physics and Biophysics, Tallinn, Estonia
- 3: Also at Universidade Federal do ABC, Santo Andre, Brazil
- 4: Also at California Institute of Technology, Pasadena, U.S.A.
- 5: Also at CERN, European Organization for Nuclear Research, Geneva, Switzerland
- 6: Also at Laboratoire Leprince-Ringuet, Ecole Polytechnique, IN2P3-CNRS, Palaiseau, France
- 7: Also at Suez Canal University, Suez, Egypt
- 8: Also at Zewail City of Science and Technology, Zewail, Egypt
- 9: Also at Cairo University, Cairo, Egypt
- 10: Also at Fayoum University, El-Fayoum, Egypt
- 11: Also at British University, Cairo, Egypt
- 12: Now at Ain Shams University, Cairo, Egypt
- 13: Also at National Centre for Nuclear Research, Swierk, Poland
- 14: Also at Université de Haute-Alsace, Mulhouse, France
- 15: Also at Moscow State University, Moscow, Russia
- 16: Also at Brandenburg University of Technology, Cottbus, Germany
- 17: Also at Institute of Nuclear Research ATOMKI, Debrecen, Hungary
- 18: Also at Eötvös Loránd University, Budapest, Hungary
- 19: Also at Tata Institute of Fundamental Research - HECR, Mumbai, India
- 20: Also at University of Visva-Bharati, Santiniketan, India
- 21: Also at Sharif University of Technology, Tehran, Iran
- 22: Also at Isfahan University of Technology, Isfahan, Iran
- 23: Also at Plasma Physics Research Center, Science and Research Branch, Islamic Azad University, Tehran, Iran
- 24: Also at Facoltà Ingegneria Università di Roma, Roma, Italy
- 25: Also at Università della Basilicata, Potenza, Italy
- 26: Also at Università degli Studi Guglielmo Marconi, Roma, Italy
- 27: Also at Università degli Studi di Siena, Siena, Italy
- 28: Also at University of Bucharest, Faculty of Physics, Bucuresti-Magurele, Romania
- 29: Also at Faculty of Physics of University of Belgrade, Belgrade, Serbia
- 30: Also at University of California, Los Angeles, Los Angeles, U.S.A.
- 31: Also at Scuola Normale e Sezione dell' INFN, Pisa, Italy
- 32: Also at INFN Sezione di Roma; Università di Roma "La Sapienza", Roma, Italy
- 33: Also at University of Athens, Athens, Greece
- 34: Also at Rutherford Appleton Laboratory, Didcot, United Kingdom
- 35: Also at The University of Kansas, Lawrence, U.S.A.
- 36: Also at Paul Scherrer Institut, Villigen, Switzerland
- 37: Also at Institute for Theoretical and Experimental Physics, Moscow, Russia
- 38: Also at Gaziosmanpasa University, Tokat, Turkey
- 39: Also at Adiyaman University, Adiyaman, Turkey
- 40: Also at Izmir Institute of Technology, Izmir, Turkey
- 41: Also at The University of Iowa, Iowa City, U.S.A.
- 42: Also at Mersin University, Mersin, Turkey
- 43: Also at Ozyegin University, Istanbul, Turkey
- 44: Also at Kafkas University, Kars, Turkey
- 45: Also at Suleyman Demirel University, Isparta, Turkey
- 46: Also at Ege University, Izmir, Turkey
- 47: Also at School of Physics and Astronomy, University of Southampton, Southampton, United Kingdom
- 48: Also at INFN Sezione di Perugia; Università di Perugia, Perugia, Italy
- 49: Also at University of Sydney, Sydney, Australia
- 50: Also at Utah Valley University, Orem, U.S.A.
- 51: Also at Institute for Nuclear Research, Moscow, Russia
- 52: Also at University of Belgrade, Faculty of Physics and Vinca Institute of Nuclear Sciences, Belgrade, Serbia
- 53: Also at Argonne National Laboratory, Argonne, U.S.A.
- 54: Also at Erzincan University, Erzincan, Turkey
- 55: Also at KFKI Research Institute for Particle and Nuclear Physics, Budapest, Hungary
- 56: Also at Kyungpook National University, Daegu, Korea